



MINISTRY OF ECONOMY
DEPARTMENT OF STATISTICS MALAYSIA

PRODUCER PRICE INDEX (PPI) LOCAL PRODUCTION

APRIL 2025

[Year-on-Year]

[Month-on-Month]

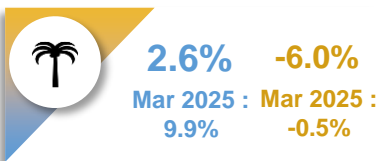
Apr 2025 Mar 2025
-3.4% **-1.9%**

Apr 2025 Mar 2025
-1.0% **-0.6%**

Malaysia's Producer Price Index decreased by
3.4 per cent in APRIL 2025

PPI BY SECTOR

Agriculture, forestry & fishing



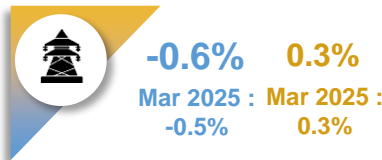
Mining



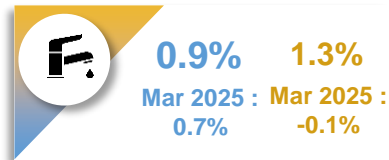
Manufacturing



Electricity & gas supply



Water supply



Note :

■ Year-on-Year

■ Month-on-Month

PPI OF SELECTED COUNTRIES

United States of America



Apr 2025 : 2.4%
Mar 2025 : 3.4%

P.R. China



Apr 2025 : -2.7%
Mar 2025 : -2.5%

Republic of Korea



Apr 2025 : 0.9%
Mar 2025 : 1.3%

Taiwan



Apr 2025 : 0.9%
Mar 2025 : 3.5%

Indonesia



Apr 2025 : 1.6%
Mar 2025 : 1.6%

Japan



Apr 2025 : 4.0%
Mar 2025 : 4.3%

Source: Official website of
selected NSO's

PPI BY STAGE OF PROCESSING

Crude materials for
further processing



Intermediate materials,
supplies & components



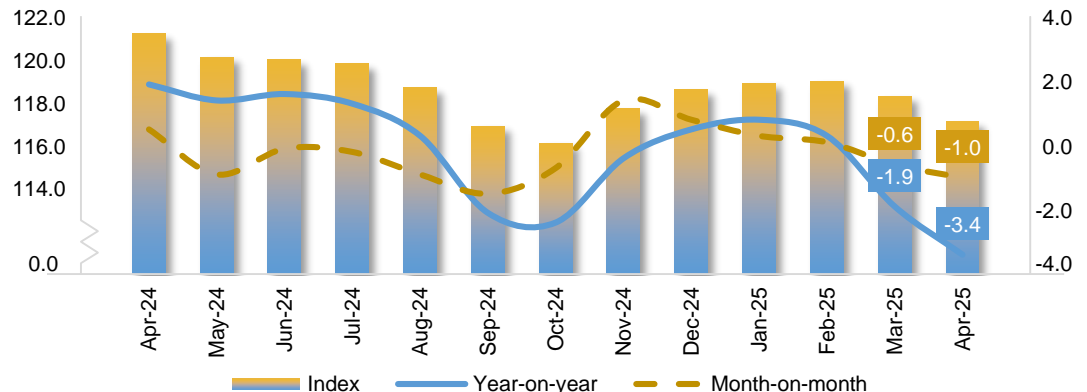
Finished goods



Index (2010=100)

PPI APR 2024 – APR 2025

Percentage Change (%)



Source : Producer Price Index (2010=100) Local Production, Department of Statistics Malaysia (DOSM)



@StatsMalaysia

