

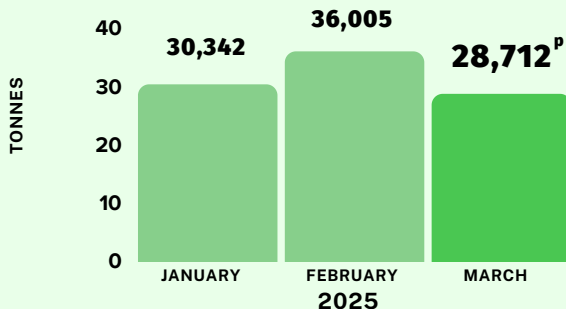


KEMENTERIAN EKONOMI
JABATAN PERANGKAAAN MALAYSIA


MONTHLY RUBBER STATISTICS, MARCH 2025

PRODUCTION of NATURAL RUBBER

-20.3%



AVERAGE PRICE (cent/kg)



S.M.R. 20

MARCH 2025: 889.32

FEBRUARY 2025: 906.05

-1.8%



Concentrated Latex

MARCH 2025: 696.05

FEBRUARY 2025: 693.13

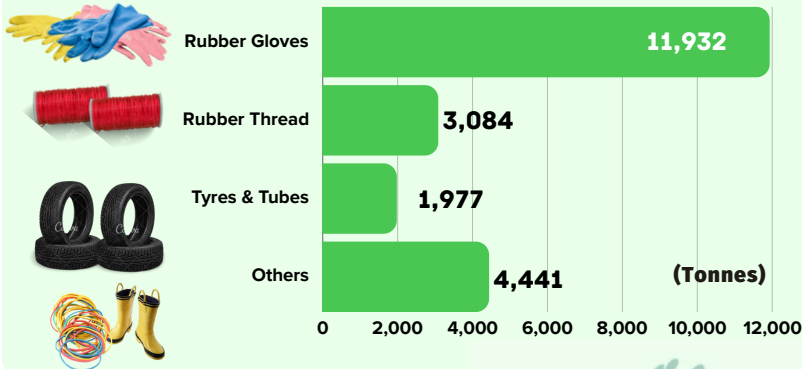
0.4%

DOMESTIC CONSUMPTION

2.8%

MARCH 2025: 21,433^P tonnes

FEBRUARY 2025: 20,852 tonnes



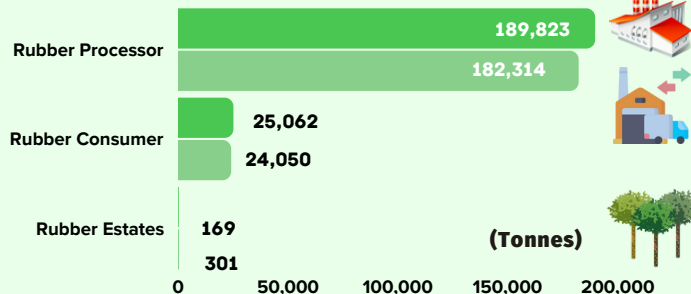
STOCKS

4.1%

MARCH 2025: 215,054^P tonnes

FEBRUARY 2025: 206,665 tonnes

● MARCH ● FEBRUARY



IMPORTS

MARCH 2025: 92,242^P tonnes

FEBRUARY 2025: 107,925 tonnes

-14.5%



Cote D'Ivoire
33.0%



Thailand
24.8%



Myanmar
12.1%

MAIN COUNTRIES



United States of America
7.4%

-4.1%



Germany
8.0%



P.R. China
47.7%

Note: change month on month : P = Preliminary : S.M.R. = Standard Malaysian Rubber

Source: Monthly Rubber Statistics March 2025, Department of Statistics Malaysia (DOSM)

