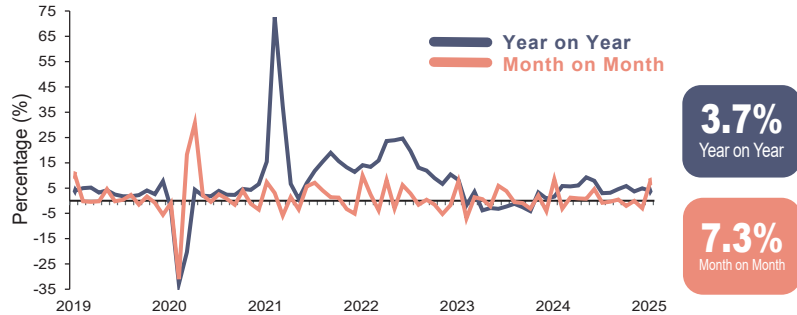
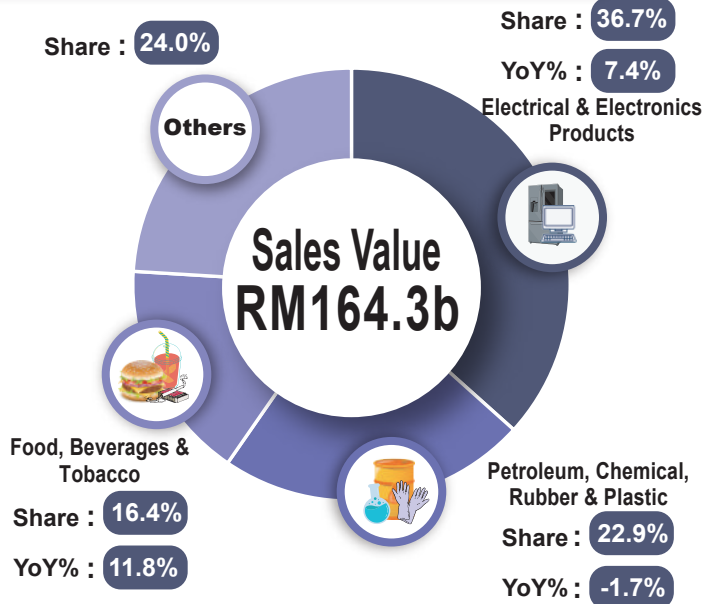
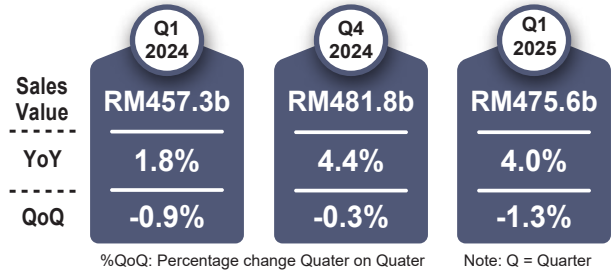


# MANUFACTURING STATISTICS, MARCH 2025

## Sales Value of the Manufacturing Sector



## Sales Value of the Manufacturing Sector, Q1 2024, Q4 2024 & Q1 2025



## Number of Employees and Salaries & Wages

**2.39**  
Million Persons



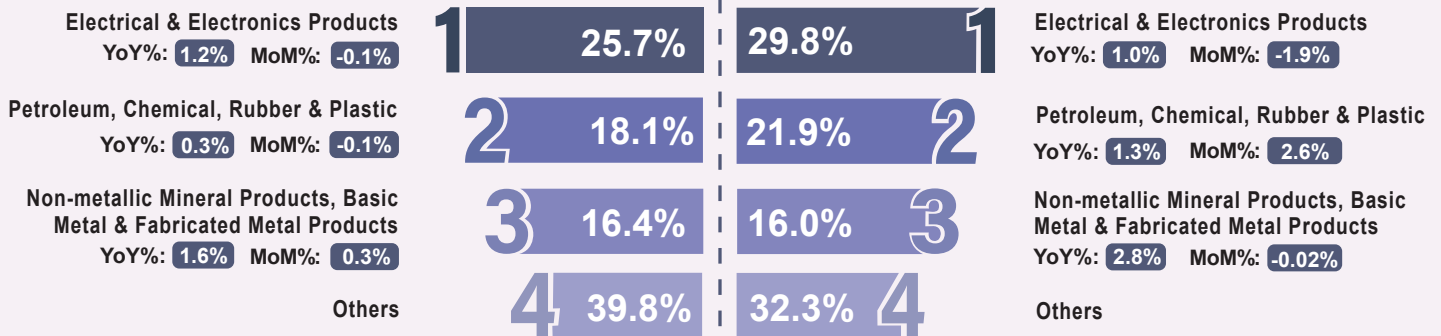
YoY% : 1.1%  
MoM% : -0.2%

**RM8.38b**  
Salaries & Wages



YoY% : 1.8%  
MoM% : -0.4%

### Share %



## Export and Domestic-oriented Industries



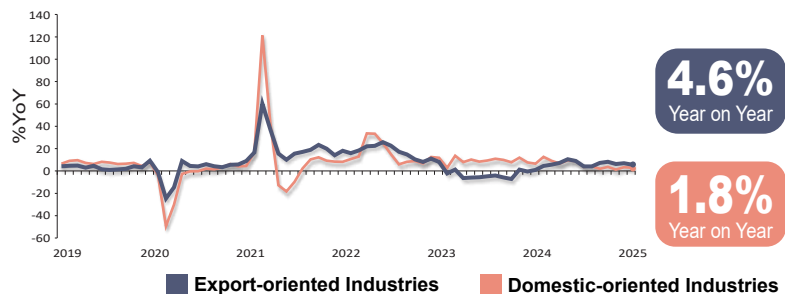
**70.9%**

**Export-oriented Industries**

**29.1%**

**Domestic-oriented Industries**

of total sales



%YoY: Percentage change year-on-year | b: billion  
%MoM: Percentage change month-on-month

Source: Manufacturing Statistics Malaysia, Department of Statistics Malaysia (DOSM)



@StatsMalaysia

