

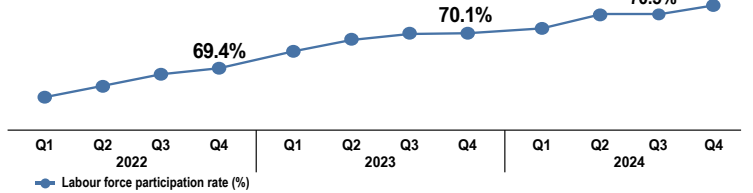
# LABOUR MARKET REVIEW, FOURTH QUARTER 2024

Malaysia's labour market strengthened with 17.34 million persons in the labour force and labour productivity reached RM25,647 per employment in the fourth quarter of 2024

## LABOUR SUPPLY

### Labour force participation rate (LFPR)

went up by 0.5 percentage points compared to Q4 2023



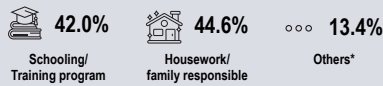
**17.34 million**  
labour force

▲ 2.5% YoY  
▲ 0.4% QoQ

**7.21 million**  
outside  
labour force

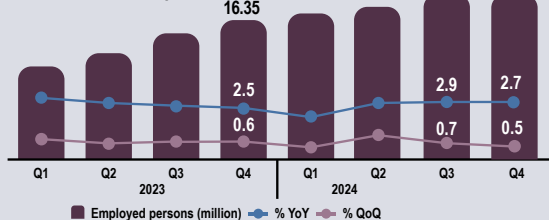
▲ 0.2% YoY  
▼ -0.2% QoQ

More than 85 per cent did not seek for work due to schooling and housework



\*refer to people who are going for further study, disabled, not interested/ just completed study and retired/ old age

Employed persons continued to increase, to **16.79 million persons**



**Total hours worked**  
during Q4, **9.75 billion hours**

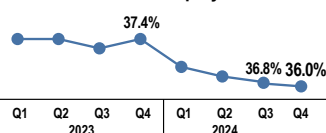
▲ 3.5% YoY  
▲ 0.8% QoQ

### Underemployment situation

**153.4 thousand**  
time-related  
underemployment

Rate: 0.9%  
▼ -15.5% YoY  
▼ -3.6% QoQ

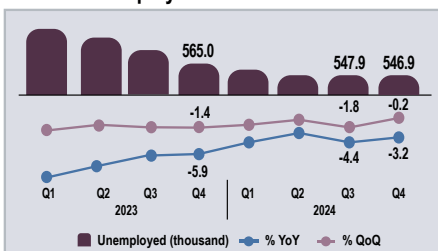
**Skill-related**  
underemployment rate



More than one-third of tertiary-educated employed persons are prevalent in semi-skilled and low-skilled occupations recorded

**1.93 million persons**

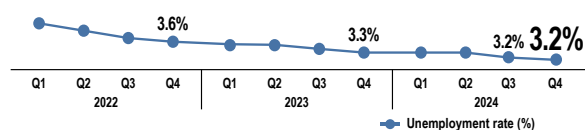
### National unemployment situation



Unemployed decreased during Q4 2024 to **546.9 thousand persons**

### Unemployment rate

declined 0.1 percentage points year-on-year, remained unchanged 3.2 percent against previous quarter



■ % YoY: Percentage change year-on-year  
■ % QoQ: Percentage change quarter-on-quarter

## LABOUR DEMAND

During Q4 2024

**9.05 million jobs** in economic sector

increased 1.3 per cent compared to the same quarter of 2023



**8.86 million**  
filled jobs

Rate of filled jobs  
**97.9%**

▲ 1.3% YoY  
▲ 0.5% QoQ



**193.6 thousand**  
vacancies

Rate of vacancies  
**2.1%**

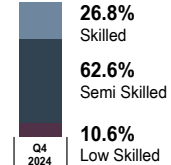
▲ 1.8% YoY  
▲ 0.9% QoQ

More than half (57.1%) of jobs opening during Q4 2024 were in the **Manufacturing sector** with a total 110.5 thousand vacancies



**31.5 thousand**  
jobs  
created

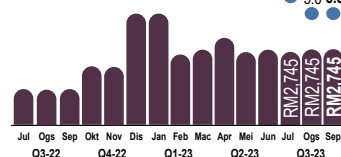
▲ 1.3% YoY  
▼ -1.0% QoQ



### Employee Wages Statistics (Formal Sector)

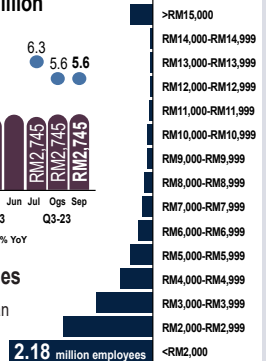
In September 2024, **6.82 million**  
citizen formal employees

Growth YoY: 2.1%



### Distribution of monthly wages

**32.0%** (2.18 million) of Malaysian formal employees earned below RM2,000 in Sept. 2024



## LABOUR PRODUCTIVITY

Both measures of labour productivity registered an increase compared to the same quarter of the previous year

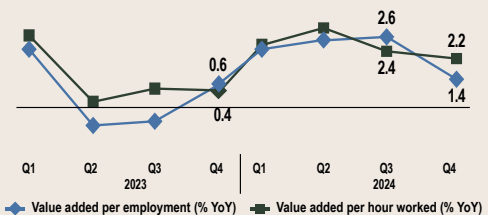
### Labour productivity during Q4 2024



**RM44.2**  
per hour worked



**RM25,647**  
per employment



  
 @StatsMalaysia



**MALAYSIA MADANI**  
keajaibannya



**ASEAN**  
MALAYSIA 2025  
INCLUSIVITY AND SUSTAINABILITY



Source: Labour Market Review, Fourth Quarter 2024, Department of Statistics Malaysia