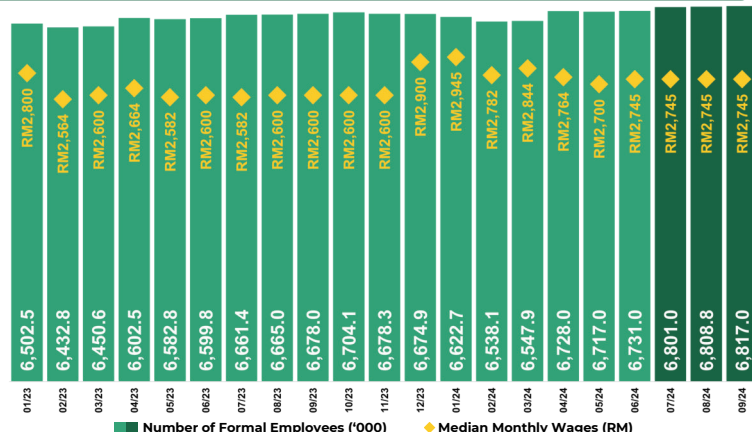


EMPLOYEE WAGES STATISTICS (FORMAL SECTOR) REPORT THIRD QUARTER 2024

TIME SERIES: NUMBER OF MALAYSIAN FORMAL EMPLOYEES AND MEDIAN MONTHLY WAGES

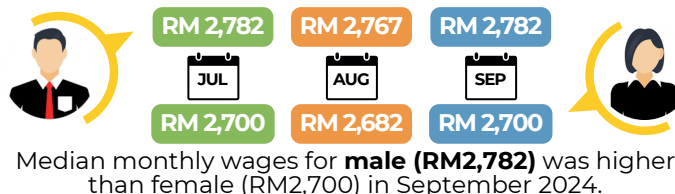


“ In September 2024, the number of Malaysian formal employees was **6.82 million persons with median monthly wages, **RM2,745**. ”**

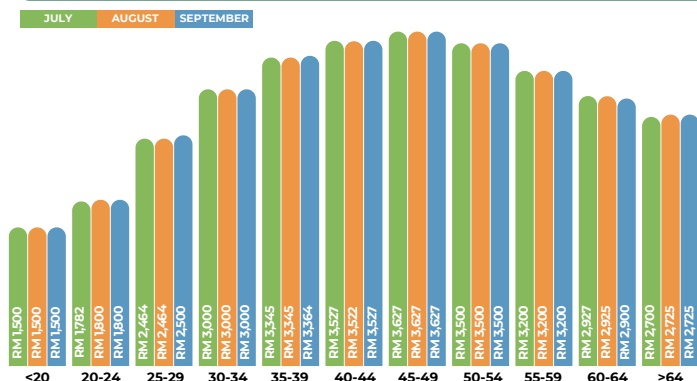


MEDIAN MONTHLY WAGES OF MALAYSIAN FORMAL EMPLOYEES BY DIMENSIONS IN THIRD QUARTER 2024

BY SEX

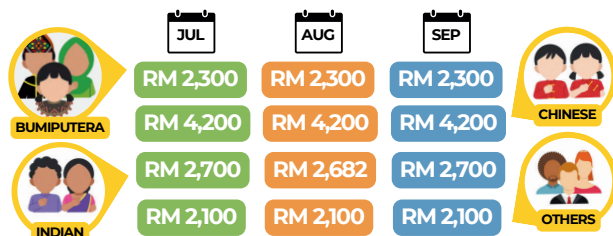


BY AGE GROUP



The age group of **45 to 49 years** posted the highest median monthly wages of **RM3,627** in September 2024.

BY ETHNIC



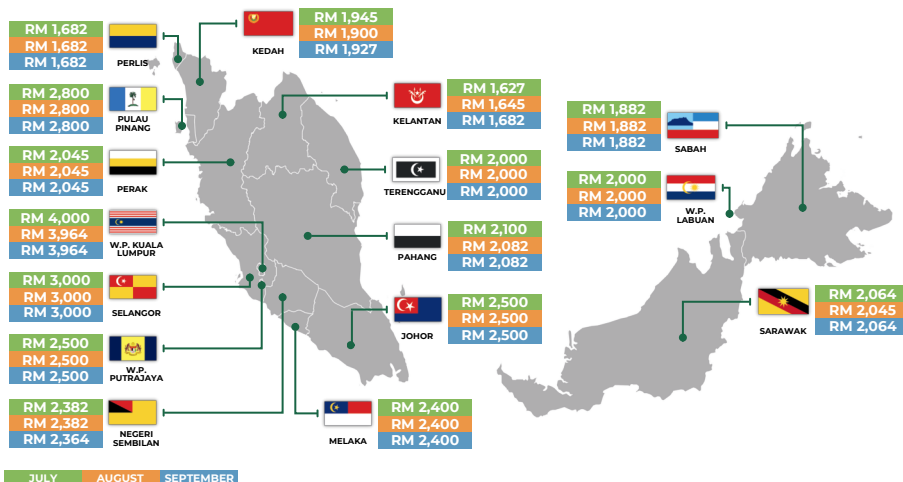
Chinese formal employees recorded the **highest** median monthly wages in September 2024 (**RM4,200**).

BY ECONOMIC ACTIVITY



The highest median monthly wages in September 2024 was recorded in **Mining & quarrying** sector (**RM5,900**), followed by Construction, Services, Manufacturing, and Agriculture.

BY STATE



The highest median monthly wages in September 2024 was recorded in **W.P. Kuala Lumpur (RM3,964)** followed by Selangor and Pulau Pinang.

CONCEPT & DEFINITION

Wages refer to all remuneration paid to employees, including bonuses, commissions and allowances, during the reference period.

The **Median** refers to the middle observation in a set of data arranged in a sequence. The median wage is used to give a more accurate picture of the "average wage", as the determination of the median is not affected by extreme values.

SCOPE & COVERAGE

These statistics is based on the administrative data, including data on the mandatory contribution of retirement savings by the private and non-pensionable public sectors and data on the contribution of social security insurance from various agencies. The data focus only on the citizen formal employees and does not cover employed persons fall under non-standard employment, including own-account workers and unpaid family workers.