

Embargo: Hanya boleh diterbitkan atau disebarikan mulai jam 1200, Isnin, 28 April 2025



KENYATAAN MEDIA

KEMENTERIAN EKONOMI
JABATAN PERANGKAAAN MALAYSIA

Blok C6 & C7, Kompleks C,
Pusat Pentadbiran Kerajaan Persekutuan, Presint 1,
62514, Wilayah Persekutuan Putrajaya
No. Telefon : 03 - 8090 4681

KENYATAAN MEDIA BAGI STATISTIK EKSPORT IMPORT MENGIKUT NEGERI MAC 2025

JUMLAH PERDAGANGAN BAGI TIGA NEGERI MEREKODKAN PERKEMBANGAN POSITIF BERNILAI RM148.0 BILION PADA BULAN MAC 2025

PUTRAJAYA, 28 APRIL 2025 – Malaysia mencatatkan jumlah perdagangan bernilai RM249.9 bilion pada Mac 2025 dengan eksport dan import masing-masing bernilai RM137.3 bilion dan RM112.6 bilion, seperti yang dilaporkan hari ini dalam **STATISTIK EKSPORT IMPORT MENGIKUT NEGERI MAC 2025**.

Ketua Perangkawan Malaysia, Dato' Sri Dr. Mohd Uzir Mahidin berkata prestasi eksport bernilai RM137.3 bilion pada Mac 2025, meningkat sebanyak RM8.7 bilion (+6.8%) berbanding bulan yang sama tahun sebelumnya. Peningkatan eksport dipengaruhi oleh eksport yang lebih tinggi di empat negeri iaitu Pulau Pinang (+RM10.7 bilion), Selangor (+RM4.2 bilion), Melaka (+RM744.9 juta) dan Kelantan (+RM12.1 juta). Walau bagaimanapun, nilai eksport menurun di Johor sebanyak RM1.4 bilion, Perak (-RM1.3 billion), Kedah (-RM883.7 juta), Sarawak (-RM849.2 juta), Pahang (-RM798.0 juta), Sabah (-RM519.2 juta), W.P. Kuala Lumpur (-RM500.4 juta), Negeri Sembilan (-RM413.5 juta), W.P. Labuan (-RM180.7 juta), Terengganu (-RM116.3 juta) dan Perlis (-RM12.2 juta).

Pulau Pinang kekal sebagai pengeksport utama dengan sumbangan 37.8 peratus, diikuti oleh Selangor (18.9%), Johor (17.8%), Sarawak (7.0%) dan W.P. Kuala Lumpur (3.8%).

Beralih kepada prestasi import mengikut negeri, Dato' Sri Dr. Mohd Uzir Mahidin memaklumkan import pada bulan Mac 2025 menurun RM3.3 bilion (-2.8%) berbanding bulan yang sama pada tahun 2024. Penurunan import disebabkan oleh import yang lebih rendah di kebanyakan negeri iaitu Johor (-RM6.0 bilion), Melaka (-RM1.6 bilion), Negeri Sembilan (-RM1.5 bilion), Sarawak (-RM535.8 juta), Pahang (-RM410.0 juta), Kedah (-RM192.0 juta), Terengganu (-RM102.9 juta), Perlis (-RM94.2 juta), Kelantan (-RM55.9 juta), W.P. Labuan (-RM47.2 juta) dan Sabah (-RM13.0 juta). Walau bagaimanapun, nilai import meningkat di Pulau Pinang sebanyak RM5.2 bilion, W.P. Kuala Lumpur (+RM1.2 bilion), Selangor (+RM192.5 juta) dan Perak (+RM173.2 juta).

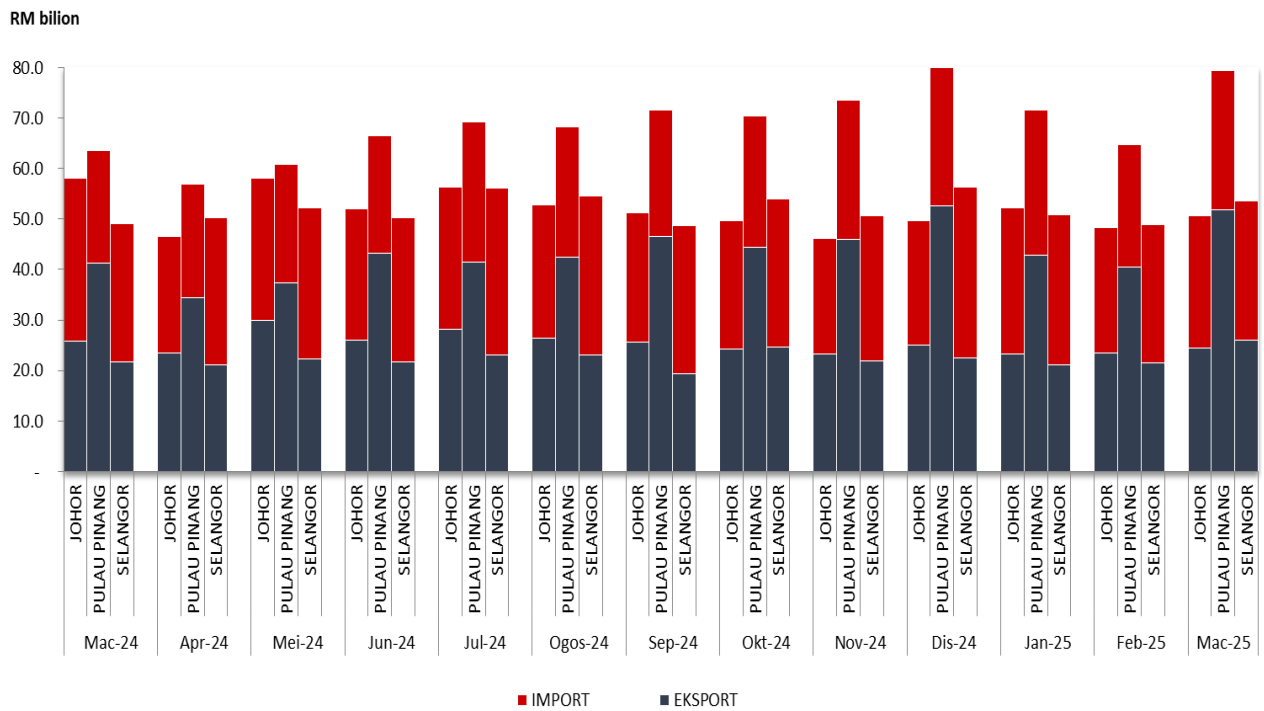
Selangor mendominasi import Malaysia dengan sumbangan 24.5 peratus, diikuti oleh Pulau Pinang (24.4%), Johor (23.4%), W.P. Kuala Lumpur (8.8%) dan Kedah (4.9%).

Kepengerusian ASEAN-Malaysia 2025: Jabatan Perangkaan Malaysia (DOSM) akan mempengerusikan Jawatankuasa Sistem Statistik Komuniti ASEAN Ke-15 (ACSS15) yang bertujuan untuk memperkukuh kerjasama statistik ke arah pembangunan serantau yang mampan.

Kerajaan Malaysia telah mengisytiharkan 20 Oktober sebagai Hari Statistik Negara (MyStats Day), dengan tema 'Statistik Nadi Kehidupan.' Sementara itu, Hari Statistik Dunia Keempat akan disambut pada 20 Oktober 2025 dengan tema '*Driving Change with Quality Statistics and Data for Everyone*'.

OpenDOSM NextGen adalah medium yang menyediakan katalog data dan visualisasi bagi memudahkan pengguna menganalisis pelbagai data dan boleh diakses melalui portal <https://open.dosm.gov.my>.


**Carta 1: Eksport dan Import bagi negeri Johor, Pulau Pinang dan Selangor,
Mac 2024 – Mac 2025 (RM Bilion)**



Paparan 1: Infografik Statistik Eksport Import Mengikut Negeri, Mac 2025



STATISTIK EKSPORT IMPORT MENGIKUT NEGERI, MAC 2025



5 NEGERI PENGEKSPORT UTAMA



Lima negeri menguasai eksport negara dengan menyumbang **85.2** peratus

Nota:
 • Aktiviti eksport dan import yang berlaku di kawasan Supra (merangkumi aktiviti pengeluaran yang melangkaui pusat kepentingan ekonomi utama bagi mana-mana negeri) atau periklanan yang dilakukan oleh ejen penghantar tidak termasuk dalam infografik ini.
 • Nilai eksport atau import bagi W.P. Kuala Lumpur adalah termasuk W.P. Putrajaya.

Sumber: Statistik Eksport Import Mengikut Negeri Mac 2025, Jabatan Perangkaan Malaysia (DOSM)



Dikeluarkan oleh:
PEJABAT KETUA PERANGKAWAN
JABATAN PERANGKAAAN MALAYSIA
28 APRIL 2025



MEDIA STATEMENT

MINISTRY OF ECONOMY
DEPARTMENT OF STATISTICS MALAYSIA

Block C6 & C7, Complex C,
Federal Government Administrative Centre, Precinct 1,
62514 Federal Territory of Putrajaya
Telephone : 03 - 8090 4681

PRESS STATEMENT

FOR EXPORT IMPORT STATISTICS BY STATE MARCH 2025

TOTAL TRADE FOR THREE STATES RECORDED A POSITIVE GROWTH WITH A VALUE OF RM148.0 BILLION IN MARCH 2025

PUTRAJAYA, 28 APRIL 2025 – Malaysia's total trade for March 2025 amounted to RM249.9 billion with exports and imports recorded RM137.3 billion and RM112.6 billion, respectively as reported today in **EXPORT IMPORT STATISTICS BY STATE MARCH 2025**.

Chief Statistician Malaysia, Dato' Sri Dr. Mohd Uzir Mahidin said exports was valued at RM137.3 billion in March 2025, increased RM8.7 billion (+6.8%) as compared to the same month of the previous year. The increase in exports was attributed to the higher exports in four states namely Pulau Pinang (+RM10.7 billion), Selangor (+RM4.2 billion), Melaka (+RM744.9 million) and Kelantan (+RM12.1 million). However, exports decreased in Johor by RM1.4 billion, Perak (-RM1.3 billion), Kedah (-RM883.7 million), Sarawak (-RM849.2 million), Pahang (-RM798.0 million), Sabah (-RM519.2 million), W.P. Kuala Lumpur (-RM500.4 million), Negeri Sembilan (-RM413.5 million), W.P. Labuan (-RM180.7 million), Terengganu (-RM116.3 million) and Perlis (-RM12.2 million).

Pulau Pinang remained as the top exporter with 37.8 per cent share, followed by Selangor (18.9%), Johor (17.8%), Sarawak (7.0%) and W.P. Kuala Lumpur (3.8%).

Looking at the performance of imports by state, Dato' Sri Dr. Mohd Uzir Mahidin said imports in March 2025 decreased RM3.3 billion (-2.8%) as compared to the same

month in year 2024. The decrease in imports was attributed by the lower imports in most states such as Johor (-RM6.0 billion), Melaka (-RM1.6 billion), Negeri Sembilan (-RM1.5 billion), Sarawak (-RM535.8 million), Pahang (-RM410.0 million), Kedah (-RM192.0 million), Terengganu (-RM102.9 million), Perlis (-RM94.2 million), Kelantan (-RM55.9 million), W.P. Labuan (-RM47.2 million) and Sabah (-RM13.0 million). However, imports increased in Pulau Pinang by RM5.2 billion, W.P. Kuala Lumpur (+RM1.2 billion), Selangor (+RM192.5 million) and Perak (+RM173.2 million).

Selangor dominates Malaysia's imports with a share of 24.5 per cent, followed by Pulau Pinang (24.4%), Johor (23.4%), W.P. Kuala Lumpur (8.8%) and Kedah (4.9%).

ASEAN-Malaysia 2025 Chairmanship: Department of Statistics Malaysia (DOSM) will chair the 15th ASEAN Community Statistical System Committee (ACSS15) which aim to strengthen the statistical cooperation towards sustainable regional development.

The Government of Malaysia has declared October 20th as National Statistics Day (MyStats Day), with the theme 'Statistics is the Essence of Life.' Meanwhile, the Fourth World Statistics Day will be celebrated on 20 October 2025, with the theme 'Driving Change with Quality Statistics and Data for Everyone'.

OpenDOSM NextGen is a medium that provides data catalogue and visualisations to facilitate users' analysis and can be accessed through <https://open.dosm.gov.my>.

Chart 1: Exports and Imports in Johor, Pulau Pinang and Selangor, March 2024 – March 2025 (RM Billion)

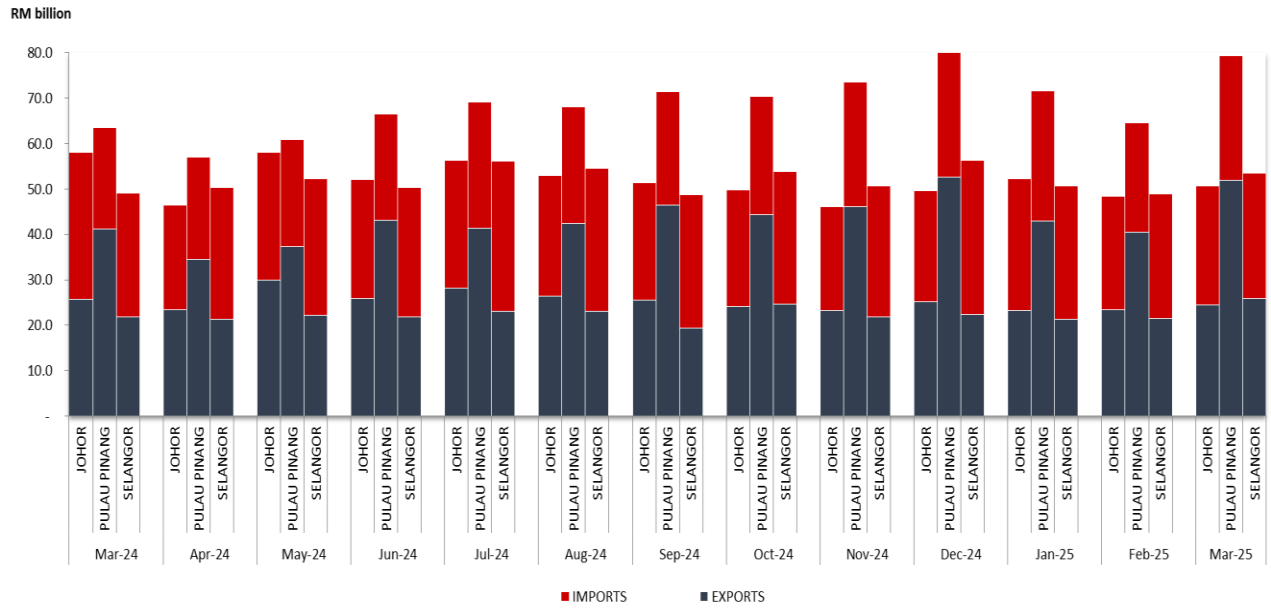
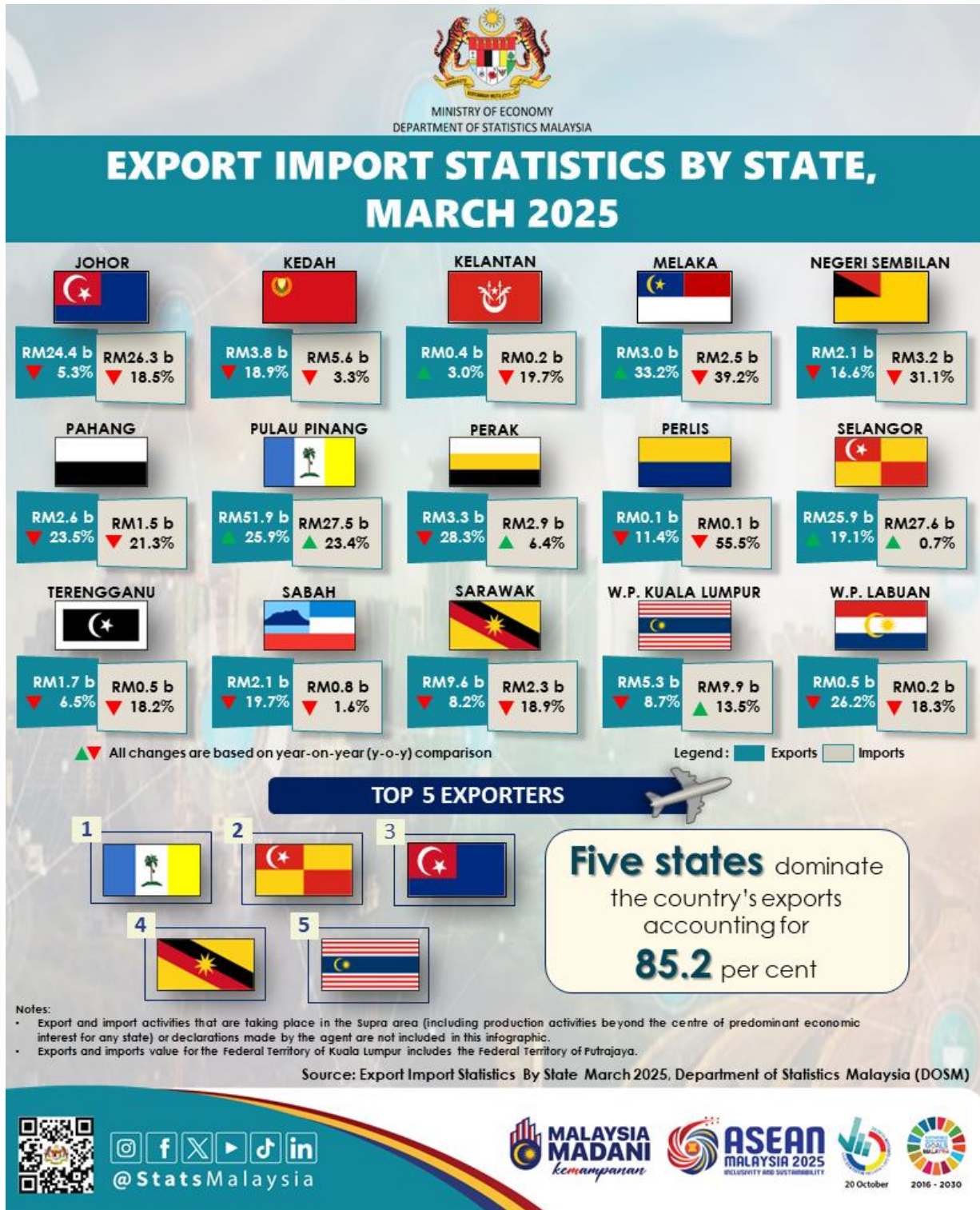


Exhibit 1: Infographic on Export Import Statistics by State, March 2025



Released by:

THE OFFICE OF CHIEF STATISTICIAN MALAYSIA
DEPARTMENT OF STATISTICS MALAYSIA
 28 APRIL 2025