



**PRIME MINISTER'S DEPARTMENT
DEPARTMENT OF STATISTICS MALAYSIA**

**PRESS RELEASE
SPECIAL RELEASE 2
(FOR BUILDING AND STRUCTURAL WORKS)**

Performance Review – Indices (July 2021)

Without steel bars:

The BCI for almost all region in Peninsular Malaysia recorded an increase between 0.6 and 1.5 per cent for almost all building categories in July 2021 as compared to the previous month. However, the BCI in region C (Selangor, W.P. Kuala Lumpur, Melaka & Negeri Sembilan) and D (Johor) registered a decrease between 0.1 and 0.7 per cent for almost all categories of building.

The BCI in Kota Kinabalu increased between 0.3 and 4.8 per cent for almost all categories of building except for Timber Piling which decreased by 0.3 per cent. Meanwhile, the BCI in Sandakan increased slightly between 0.1 and 0.2 per cent for almost all building categories. However, the BCI in Tawau dropped between 0.1 and 0.3 per cent for Timber Building (-0.2%), Timber Piling (-0.3%) and (R.C.) Piling (-0.1%).

The BCI in Kuching recorded a positive growth between 0.4 and 1.5 per cent for almost all building categories. The BCI in Miri also posted a small increase by 0.1 per cent for 5 Storey and Above (R.C.) Building (For Accommodation) and 5 Storey and Above (R.C.) Building (For Office).

With steel bars:

The BCI with steel bars in July 2021 as compared to preceding month for almost all regions in Peninsular Malaysia increased between 1.3 and 3.0 per cent for almost all building categories. However, region C (Selangor, W.P. Kuala Lumpur, Melaka & Negeri Sembilan) and D (Johor) registered a decline between 0.1 and 0.7 per cent for almost all categories of building.

The BCI in Kota Kinabalu and Sandakan increased between 0.1 and 4.7 per cent for almost all categories of building except for Timber Piling which decreased by 0.3 per cent in both regions as well as Timber Building in Sandakan (-0.1%). The BCI for Tawau decreased between 0.1 and 0.3 per cent for almost all building categories.

The BCI in Kuching slightly increased between 0.4 and 1.3 per cent for almost all categories of building. The BCI in Miri also increased by 0.1 per cent for 2-4 Storey (R.C.) Building (Flat Roof).

Changes in Unit Price Indices (July 2021)

The changes in unit price indices of building materials by region across Malaysia are shown in Table 1.

Table 1: Changes in unit price indices for building materials by region across Malaysia
(Changes in indices points as compared to the previous month)

Building Materials	Region	July/June 2021
Cement	A - Pulau Pinang, Kedah & Perlis	1.0
	E - Pahang	2.9
	F - Terengganu & Kelantan	2.6
	G - Kota Kinabalu	2.4
	J - Kuching	1.3
Steel	A - Pulau Pinang, Kedah & Perlis	2.8
	B - Perak	4.7
	E - Pahang	4.2
	F - Terengganu & Kelantan	3.3
	G - Kota Kinabalu	3.0
	H - Sandakan	0.3
Aggregates	J - Kuching	0.3
	C - Selangor, W.P. Kuala Lumpur, Melaka & Negeri Sembilan	-0.7
Sand	A - Pulau Pinang, Kedah & Perlis	2.4
	C - Selangor, W.P. Kuala Lumpur, Melaka & Negeri Sembilan	0.3
Bricks & wall	A - Pulau Pinang, Kedah & Perlis	2.8
	E - Pahang	1.8
	F - Terengganu & Kelantan	0.4
	G - Kota Kinabalu	-2.0
	J - Kuching	0.5
Timber	All Regions in Peninsular Malaysia	-0.7
	All Regions in Sabah	-0.3
Roofing materials	E - Pahang	1.4
	F - Terengganu & Kelantan	0.1
	G - Kota Kinabalu	2.7
	J - Kuching	0.7
	L - Miri	0.4
Ceiling materials	A - Pulau Pinang, Kedah & Perlis	0.6
	B - Perak	0.3
	F - Terengganu & Kelantan	1.8
	G - Kota Kinabalu	0.4
	H - Sandakan	1.7
Steel & metal sections	A - Pulau Pinang, Kedah & Perlis	2.4
	B - Perak	6.8
	F - Terengganu & Kelantan	5.4
	G - Kota Kinabalu	5.1
	J - Kuching	3.5
Plumbing materials	A - Pulau Pinang, Kedah & Perlis	0.8
	B - Perak	2.0
	C - Selangor, W.P. Kuala Lumpur, Melaka & Negeri Sembilan	0.3
	E - Pahang	2.6
	F - Terengganu & Kelantan	0.6
	H - Sandakan	0.5
Floor & wall tiles	E - Pahang	0.2
	F - Terengganu & Kelantan	-3.8
	G - Kota Kinabalu	0.5
Sanitary fittings	A - Pulau Pinang, Kedah & Perlis	0.2
	B - Perak	0.6
	C - Selangor, W.P. Kuala Lumpur, Melaka & Negeri Sembilan	0.2
	E - Pahang	6.7
Glass	B - Perak	-0.1
	H - Sandakan	1.1
Paints	A - Pulau Pinang, Kedah & Perlis	0.3
	B - Perak	0.8
	C - Selangor, W.P. Kuala Lumpur, Melaka & Negeri Sembilan	0.2
	E - Pahang	-2.4
	F - Terengganu & Kelantan	0.1
	G - Kota Kinabalu	1.2
	H - Sandakan	1.1
Ironmongeries	G - Kota Kinabalu	2.5




Note:

R.C. = Reinforced Concrete

The full publication of the Special Release 2 (For Building and Structural Works), July 2021 can be downloaded through [eStatistik](#) portal.

Released By:

DATO' SRI DR. MOHD UZIR MAHIDIN
CHIEF STATISTICIAN MALAYSIA
DEPARTMENT OF STATISTICS, MALAYSIA

 DrUzir_Mahidin   Dr_Uzir

12 August 2021

Contact person:

Mohd Yusrizal Ab Razak
Public Relation Officer
Strategic Communication and International Division
Department of Statistics, Malaysia
Tel : +603-8885 7942
Fax : +603-8888 9248
E-mail : yusrizal.razak[at]dosm.gov.my