




DEMOGRAPHIC STATISTICS MALAYSIA FOURTH QUARTER 2024

POPULATION



population growth as compared to the fourth quarter of 2023 (33.7 million)

Citizenship



Citizens




Non-citizens



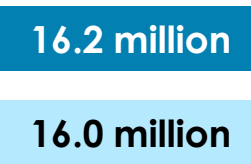
Population by Sex




Male



Female



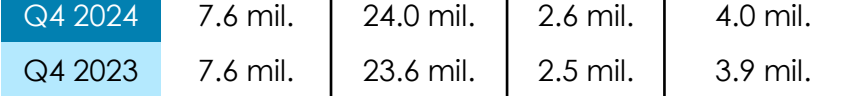
Sex Ratio



Age Group



Total



Male



Female



105,044

Live births for fourth quarter 2024 decreased 5.6% as compared to fourth quarter 2023 (111,265)

Male Babies

Q4 2024: 54,126  
Q4 2023: 57,523

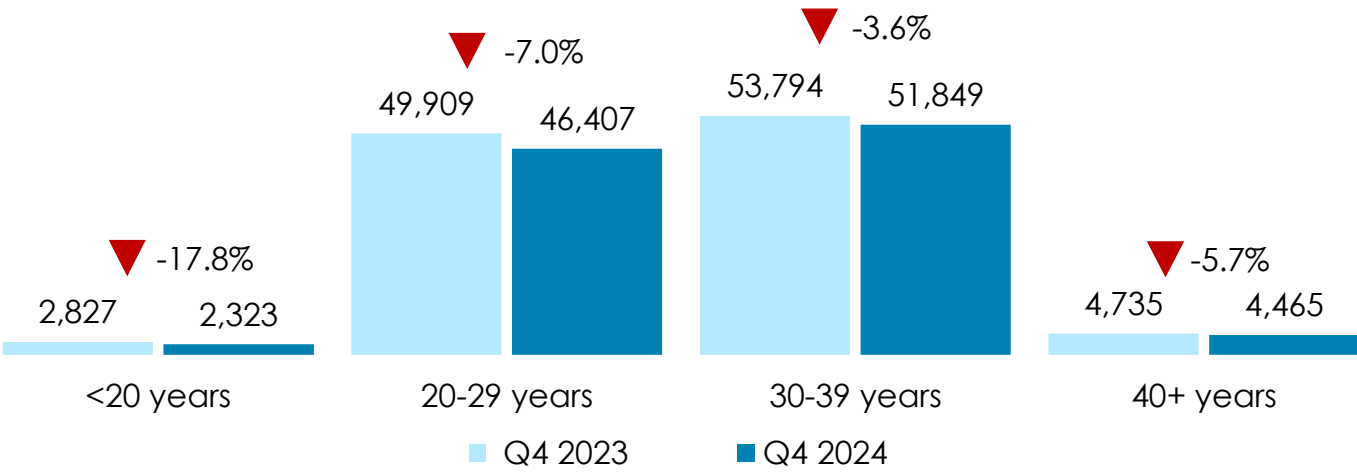


Female Babies

Q4 2024: 50,918  
Q4 2023: 53,742

LIVE BIRTHS

Mother's Age Group




49,586

Deaths for fourth quarter 2024 increased 0.5% as compared to fourth quarter 2023 (49,333)

Male

Q4 2024: 28,596  
Q4 2023: 28,148

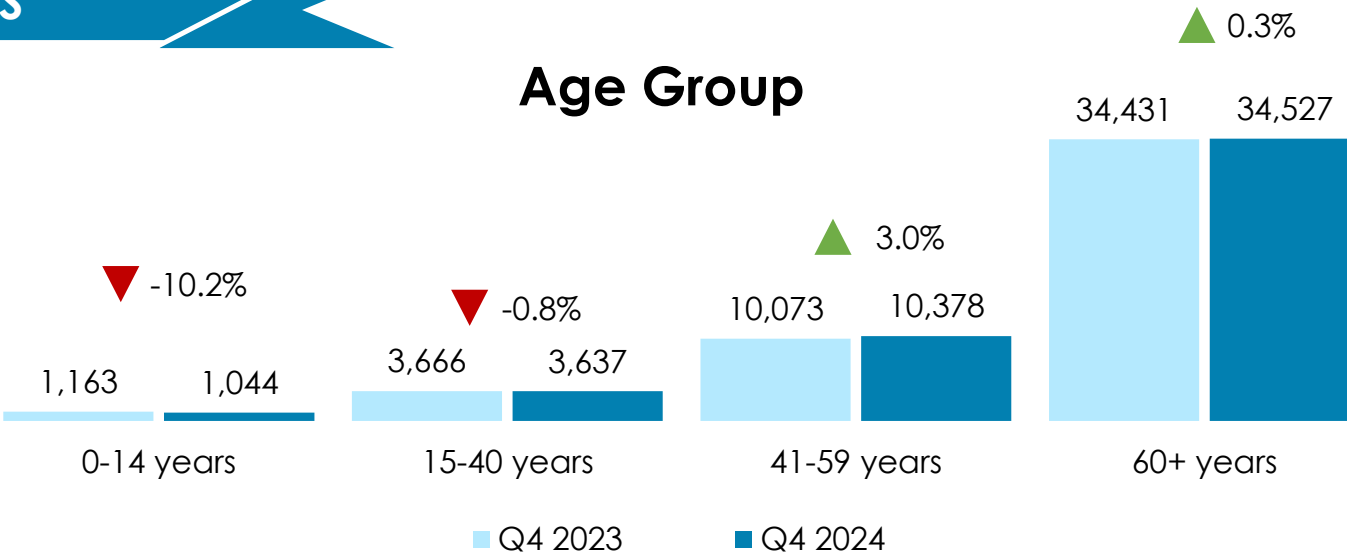


Female

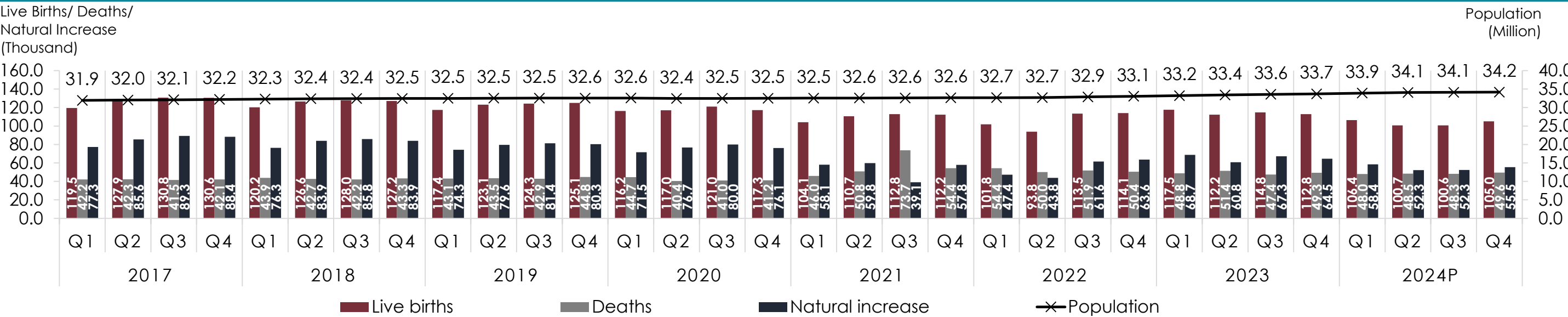
Q4 2024: 20,990  
Q4 2023: 21,185

DEATHS

Age Group



Demographic statistics by quarter, 2017-2024p, Malaysia



Note: The population figures for Q2 2020 – Q4 2024 have been revised based on MyCensus 2020 meanwhile the population for Q3 2010 - Q1 2020 will be revised later.



# **POPULATION GROWTH RATE DECLINED TO 1.3 PER CENT AS NUMBER OF BIRTHS DECREASED 5.6 PER CENT IN FOURTH QUARTER 2024**

- Malaysia's total population in the fourth quarter 2024 was estimated at 34.2 million as compared to 33.7 million in the fourth quarter 2023 with a slower growth of 1.3 per cent as compared to 2.0 per cent (Q4 2023). Population growth rate declined in tandem with the decreased in the number of live births. The total population comprised 30.8 million (90.1%) Citizens and 3.4 million (9.9%) Non-citizens. Males population increased to 18.0 million from 17.7 million in the fourth quarter 2023 and females rose to 16.2 million from 16.0 million in the same period. The overall sex ratio of population was 111 males per 100 females while sex ratio for Citizens was 103 males per 100 females. The composition of working age population (15-64 years) and old population (65 years and over) increased from 23.6 million (70.0%) and 2.5 million (7.6%) to 24.0 million (70.2%) and 2.6 million (7.7%) in the fourth quarter 2024, respectively. Meanwhile, young age population (0-14 years old) recorded a decrease from 22.4 per cent to 22.2 per cent.
- Malay accounted 58.1 per cent of the population in the fourth quarter 2024 (Q4 2023: 58.0%). Indians decreased 6.5 per cent as compared to 6.6 per cent, while Other Bumiputera and Chinese remained unchanged at 12.3 per cent and 22.4 per cent in the same period, respectively. Other Bumiputera consists of Bumiputera Sabah, Bumiputera Sarawak and other Bumiputera Peninsular Malaysia. Bumiputera Sabah contributed 56.6 per cent of Other Bumiputera which comprised Kadazan/ Dusun (31.7%), Bajau (26.5%), Murut (5.1%) and other Sabah Bumiputera (36.7%). Meanwhile, Bumiputera Sarawak (32.4%) comprised Iban (59.1%), Bidayuh (17.1%), Melanau (10.6%) and other Sarawak Bumiputera (13.2%).
- The number of live births recorded a decrease of 5.6 per cent to 105,044 births as compared to 111,265 births in the fourth quarter 2023. Male babies outnumbered female babies with 54,126 births as compared to 50,918 births. Sex ratio of live births was 106 males per 100 females.
- Selangor recorded the highest live births with 20,006 births (19.0%) while Wilayah Persekutuan Labuan recorded the lowest with 321 births (0.3%). Mothers aged 30-39 years recorded the highest live births with 51,849 births (49.4%), followed by mothers aged 20-29 years (44.2%), 40 years and over (4.3%) and less than 20 years (2.1%). Based on data from the fourth quarter of 2024, there were five births that recorded a mother aged 55 years and over.





- Malay contributed 66.2 per cent (69,557 live births) of the total live births in the fourth quarter 2024 (Q4 2023: 66.5%). Live births for Chinese and Other Bumiputera increased to 11.1 per cent and 12.6 per cent, respectively as compared to 10.0 per cent and 12.5 per cent in the fourth quarter 2023. Meanwhile, Indians decreased to 3.9 per cent as compared to 4.6 per cent in the fourth quarter 2023. Bumiputera Sabah contributed 58.3 per cent of Other Bumiputera which comprised Kadazan/ Dusun (35.8%), Bajau (28.8%), Murut (6.7%) and other Sabah Bumiputera (28.7%). Meanwhile, Bumiputera Sarawak (34.0%) comprised Iban (57.5%), Bidayuh (18.1%), Melanau (12.6%) and other Sarawak Bumiputera (11.8%).
- A total of 49,586 deaths were recorded in the fourth quarter 2024, increased 0.5 per cent as compared to the fourth quarter 2023 (49,333 deaths). The number of deaths recorded for males were 28,596, while 20,990 deaths for females. Sex ratio of deaths was 136 males per 100 females.
- Selangor recorded the highest number of deaths with 7,830 deaths (15.8%), while Wilayah Persekutuan Putrajaya recorded the lowest with 85 deaths (0.2%). Population aged 60 years and over recorded the highest number of deaths with 34,527 deaths (69.6%), followed by 41-59 years (20.9%), 15-40 years (7.3%) and 0-14 years (2.1%). Based on data from the fourth quarter of 2024, there were 4.4 per cent deaths for population aged 90 years and over.
- In the fourth quarter 2024, Malay registered 52.3 per cent (25,931 deaths) of total number of deaths (Q4 2023: 51.0%). Other Bumiputera, Chinese and Indians in fourth quarter 2024 recorded a decrease to 10.2 per cent, 26.4 per cent and 8.4 per cent, respectively as compared to 10.6 per cent, 26.9 per cent and 8.5 per cent in the same period of 2023. Bumiputera Sabah contributed 51.8 per cent of Other Bumiputera which comprised Kadazan/ Dusun (40.4%), Bajau (27.5%), Murut (4.7%) and other Sabah Bumiputera (27.4%). Meanwhile, Bumiputera Sarawak (41.8%) comprised Iban (61.3%), Bidayuh (16.8%), Melanau (12.8%) and other Sarawak Bumiputera (9.1%).

