



MINISTRY OF ECONOMY  
DEPARTMENT OF STATISTICS MALAYSIA

**MEDIA STATEMENT  
CONSUMER PRICE INDEX, MALAYSIA  
APRIL 2023**

---

***Malaysia's inflation increased at a slower rate to 3.3 per cent  
in April 2023***

**PUTRAJAYA, 26 May 2023** – Malaysia's inflation increased at a slower rate to 3.3 per cent in April 2023 with the index points recorded at 130.0 as against 125.9 in the same month of the previous year. The Department of Statistics Malaysia (DOSM) reported today on the release of **CONSUMER PRICE INDEX (CPI), APRIL 2023**.

According to the Department of Statistics Malaysia, the increase in Malaysia's inflation was still driven by Restaurants & Hotels (6.6%) and Food & Non-Alcoholic Beverages (6.3%). Nevertheless, the slower increase in the Transport group of 2.3 per cent as compared to March 2023 (2.4%) to a certain extent offset Malaysia's inflation from continuing to rise higher. The weight for the Food & Non-Alcoholic Beverages group (29.5%), Transport (14.6%) and Restaurants & Hotels (2.9%) comprise 47.0 per cent of the total weight for CPI which have a significant impact on the inflation rate and the cost of living.

Apart from that, the increase in Malaysia's inflation for April 2023 also contributed by the rise in Furnishings, Household Equipment & Routine Household Maintenance group (3.0%); Miscellaneous Goods & Services (2.5%); Health (2.1%) and Recreation Services & Culture (1.8%). Housing, Water, Electricity, Gas & Other Fuels and Education recorded an increase of 1.6 per cent respectively, while both Alcoholic Beverages & Tobacco and Clothing & Footwear inclined 0.6 per cent and 0.5 per cent respectively.

Food & Non-Alcoholic Beverages group which contributes 29.5 per cent of total CPI weight recorded a moderate increase of 6.3 per cent (March 2023: 6.9%). Out of 230 items for Food & Beverages, 84.3 per cent recorded price increases as compared to April 2022. The Food at home component moderated to 5.0 per cent in April 2023 as compared to 5.6 per cent recorded in the previous month. The implementation of The Maximum Price Scheme for Festive Season (SHMMP) for the period of 16 days starting 15<sup>th</sup> to 30<sup>th</sup> April 2023 to a certain extent has eased the inflation of this component from continuing to rise. In line with the moderate increase in the component of Food at home, the component of Food away from home also recorded a lower increase of 8.1 per cent as compared to March 2023 (8.6%). Menu Rahmah initiative was introduced by the government to some extent helped in easing the inflation of Food away from home from continuing to soar. Menu Rahmah offers ready-to-eat food at a price of RM5 and below. Among the Food away from home that recorded a slower increase this month were Roti canai, Rice with side dishes, Food made from noodles, Fried rice and Cooked vegetables.

The increase in the component of Food at home was driven mainly by the increase in the subgroup of Meat (9.2%); Milk, cheese & eggs (7.0%); Rice, bread & other cereals (6.4%) and Fruits (5.1%). Both subgroup of Sugar, jam, honey, chocolate & confectionery and Fish & seafood increased 3.5 per cent and 3.1 per cent respectively. Meanwhile, the subgroup of Vegetables showed a slower increase to 0.7 per cent. In addition, Oil & fats continued to decrease by a negative 0.4 per cent. The subgroup of Meat which consists of Chicken, Beef, Pork, Lamb, Buffalo and Duck registered an increase of 9.2 per cent, the same rate as recorded in March 2023. Chicken as the largest component in the subgroup (46.1%) showed an increase of 8.8 per cent as against 8.7 per cent in the previous month. The average price of Standard chicken at Malaysia level in April 2023 increased to RM10.45 per kilogramme as compared to RM9.50 in April 2022 (March 2023: RM10.40). Meanwhile, the average price in Peninsular Malaysia was RM9.91 per kilogramme as compared to RM8.97 per kilogramme in April 2022 (March 2023: RM9.86), exceeding the control price set by the Government at RM9.40 per kilogramme. In addition, the increase in this subgroup was also driven by the increase in Pork (30.1%) and Duck (8.2%). On a monthly basis, Fresh meat increased slower at 0.4 per cent as compared to

0.5 per cent as recorded in March 2023, contributed by Pork (0.7%), followed by Chicken and Beef which increased 0.4 per cent and 0.2 per cent respectively.

Other than that, the subgroup of Milk, cheese & eggs showed slightly increase of 7.0 per cent in April 2023 as against March 2023 (7.1%). Chicken eggs which contributed 22.8 per cent weight to this subgroup, increased lower to 4.1 per cent as compared to March 2023 (4.4%). Meanwhile, Evaporated milk and Sweetened condensed milk continued to register a double-digit increase, albeit at a slower rate of 14.4 per cent and 12.1 per cent as compared to 15.9 per cent and 13.5 per cent in March 2023. The subgroup of Rice, bread & cereals inclined 6.4 per cent as compared to 6.9 per cent in March 2023. The increase was mainly contributed by the increase in Wheat flour (20.2%) and Wet noodles (17.4%). Bread and bakery products which increased by 6.5 per cent in April 2023 also contributed to the increase in this subgroup.

The inflation for the Vegetables subgroup eased to 0.7 per cent as compared to 3.4 per cent in March 2023. On a monthly basis also recorded a decline of negative 3.5 per cent (March 2023: -2.7%). The stability of supply and operation hours of restaurants during the day of Ramadan also contributed to the dumping of local vegetables which resulted in most vegetables experiencing a price drop in April 2023. Among the vegetables which recorded a month-on-month decrease were French beans (-12.7%) with an average price of RM10.81 per kilogramme (March 2023: RM12.40), Lady's finger (-12.6%) with an average price of RM9.26 per kilogramme (March 2023: RM10.60), Cucumber (-11.7%) with an average price of RM3.61 per kilogramme (March 2023: RM4.31) and Green spinach (-10.1%) with an average price of RM5.58 per kilogramme (March 2023: RM6.18). Meanwhile, some vegetables recorded a slower increase year-on-year such as Tomatoes (12.2%) with an average price of RM7.62 per kilogramme (April 2022: RM5.98), Long beans (6.8%) with an average price of RM8.68 per kilogramme (April 2022: RM7.58) and Brinjals (2.6%) with an average price of RM9.51 per kilogramme (April 2022: RM8.92).

Inflation of Transport showed a slower increase of 2.3 per cent in April 2023 as compared to March 2023 (2.4%). The increase was contributed by the moderate

increase in the Operation of personal transport equipment subgroup to 1.5 per cent as against 1.6 per cent in March 2023. In addition, the incline in Transport services (13.5%) and Purchase of vehicles (2.1%) also contributed to the increase in this group. The moderate increase in fuel prices was a direct impact of the decrease in the price of Brent crude oil (-20.5%) to US\$84.11 per barrel in April 2023. The average price of Unleaded petrol RON97 also recorded a decline to negative 12.8 per cent in April 2023 (RM3.35 per litre) as compared to April 2022 (RM3.84 per litre).

At the state level, nine states recorded increases below the national inflation level of 3.3 per cent with Kedah and Wilayah Persekutuan Labuan recorded the lowest increase of 2.0 per cent respectively. However, only five states recorded increases above the national inflation level namely Wilayah Persekutuan Putrajaya (4.1%), Sarawak (3.9%), Selangor (3.8%), Pahang (3.5%) and Perak (3.4%). All states registered an increase in the inflation of Food & Non-Alcoholic Beverages. The highest increase was recorded by Sarawak (8.0%), followed by Selangor (7.5%), Wilayah Persekutuan Putrajaya (7.0%), Pahang (6.4%) and Perak (6.3%). Meanwhile, other states showed an increase below the national inflation of Food & Non-Alcoholic Beverages of 6.3 per cent in April 2023.

Meanwhile, the inflation for the income group below RM3,000 increased by 3.4 per cent (March 2023: 3.6%). The increase was attributed by Food & Non-Alcoholic Beverages group at 5.8 per cent and was mainly recorded for the subgroup of Meat (9.8%), followed by Milk, cheese & eggs (6.2%) and Rice, bread & other cereals (5.9%). In addition, the inflation for Restaurants & Hotels also increased 7.0 per cent, followed by Furnishings, Household Equipment & Routine Household Maintenance (3.5%); Health (2.2%) and Recreation Services & Culture (1.9%).

The monthly headline inflation in April 2023 increased marginally at 0.1 per cent at the same rate as recorded in the previous month. This was mainly contributed by Miscellaneous Goods & Services (0.4%), Transport (0.3%) and Recreation Services & Culture (0.3%). Core inflation which measures changes in the prices of all goods and services, excluding volatile prices of fresh food as well as administered prices of

**Embargo:** Only to be published or disseminated at 1200 hour, Friday, 26 May 2023

goods by the government eased to 3.6 per cent (March 2023: 3.8%). The increase was mainly due to a slower increase in Food & Non-Alcoholic Beverages group which recorded 7.2 per cent (March 2023: 7.5%) and Restaurants & Hotels (6.6%) (March 2023: 7.2%).

Meanwhile, in comparison to inflation of other countries, the Eurozone inflation slightly increased to 7.0 per cent in April 2023 from 6.9 per cent in the previous month, while the inflation rate in the United States of America eased to 4.9 per cent in April 2023 as against in March 2023 (5.0%). In comparison to selected countries in the Asia Pacific region, the inflation rate in Malaysia (3.3%) was lower than the inflation in Singapore, Republic of Korea, Indonesia and Philippines.

The Department of Statistics Malaysia (DOSM) is conducting the Economic Census in 2023. DOSM greatly appreciates the cooperation of respondents in providing information and ensuring the success of this census. Please visit [www.dosm.gov.my](http://www.dosm.gov.my) for more information.

DOSM has launched OpenDOSM NextGen as a medium that provides a catalogue of data and visualisation to facilitate users in analysing various data. OpenDOSM NextGen is an open source data sharing platform and accessible through <https://open.dosm.gov.my> portal.

Please be informed that the Government of Malaysia has declared National Statistics Day (MyStats Day) on October 20 each year. MyStats Day theme is “Connecting the World with Data We Can Trust”.

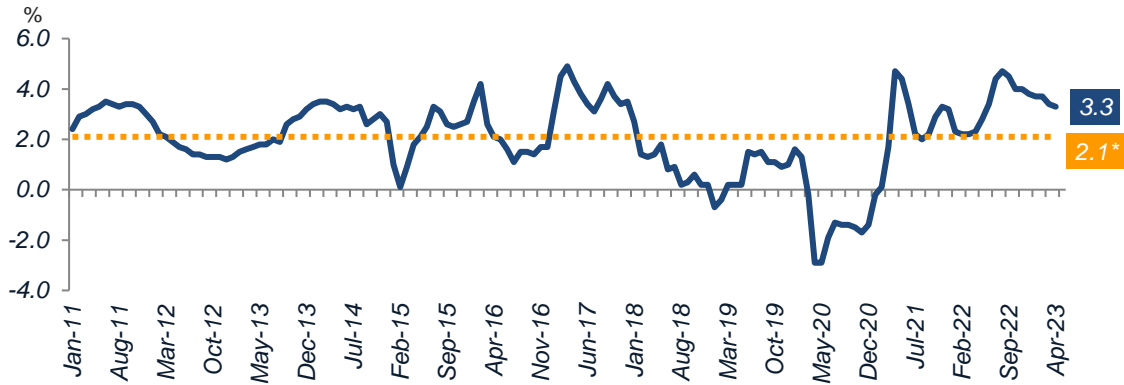
Released by:

**DEPARTMENT OF STATISTICS MALAYSIA**

**26 MAY 2023**

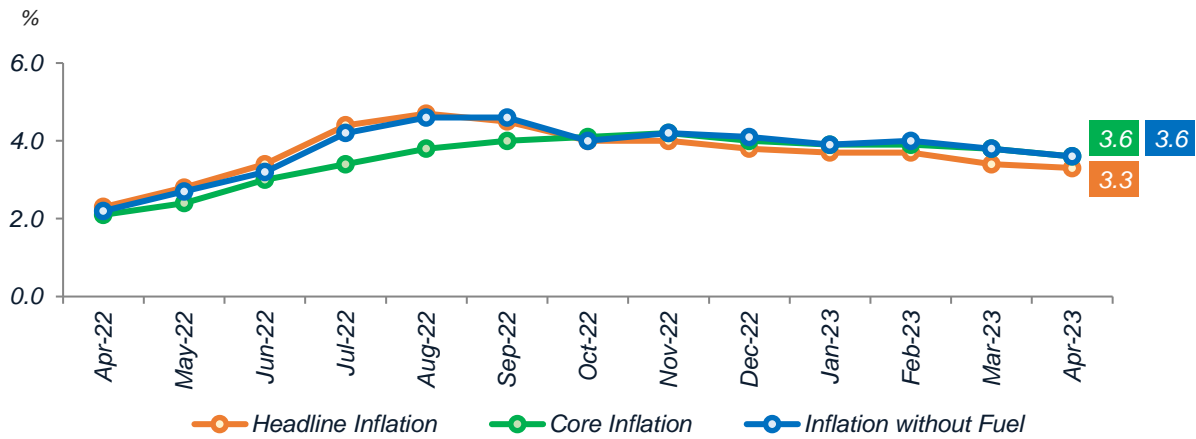
**Embargo: Only to be published or disseminated at 1200 hour, Friday, 26 May 2023**

**Chart 1** Malaysia Headline Inflation, January 2011 – April 2023

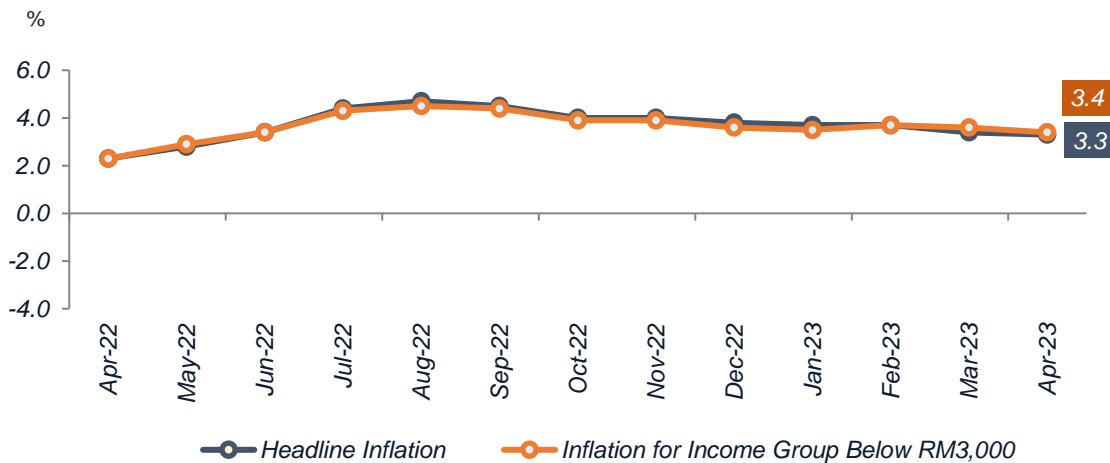


Note: \* Average inflation for the period of January 2011 to April 2023

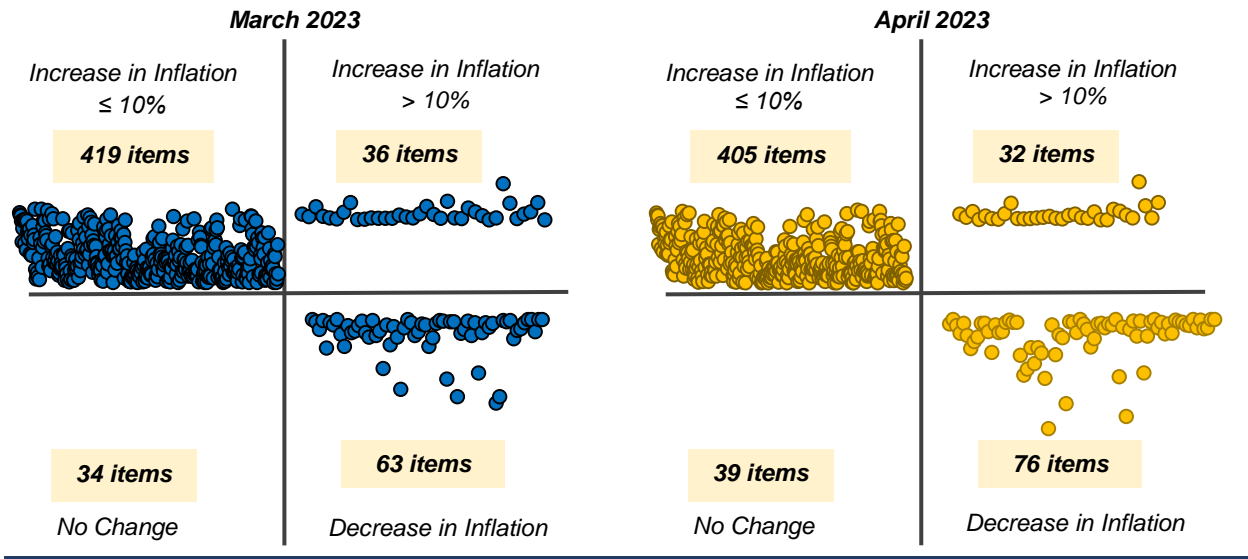
**Chart 2** Malaysia Headline Inflation, Core Inflation and Inflation without Fuel, April 2022 – April 2023



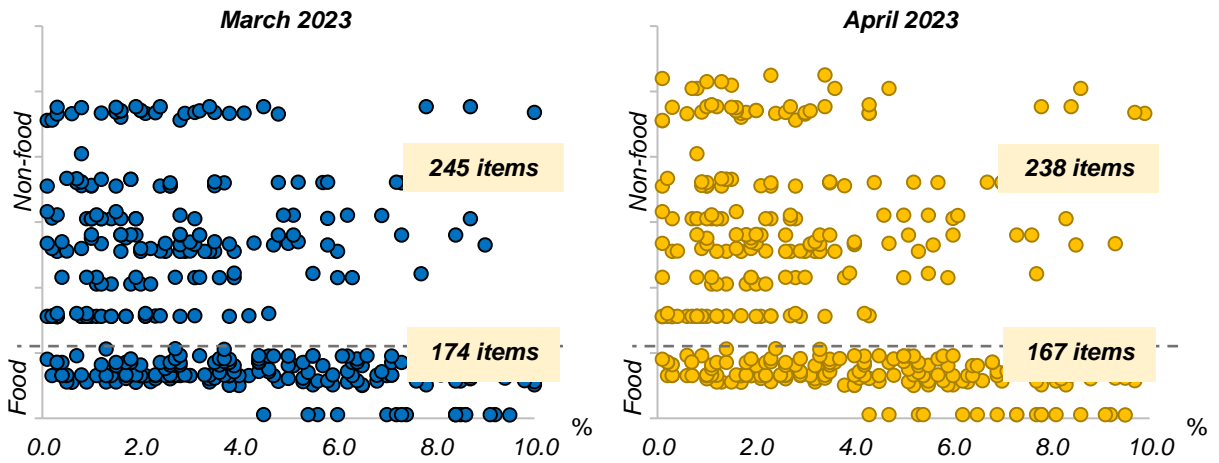
**Chart 3** Inflation for Income Group Below RM3,000, April 2022 – April 2023



**Chart 4** Inflation by Quadrant, March 2023 & April 2023



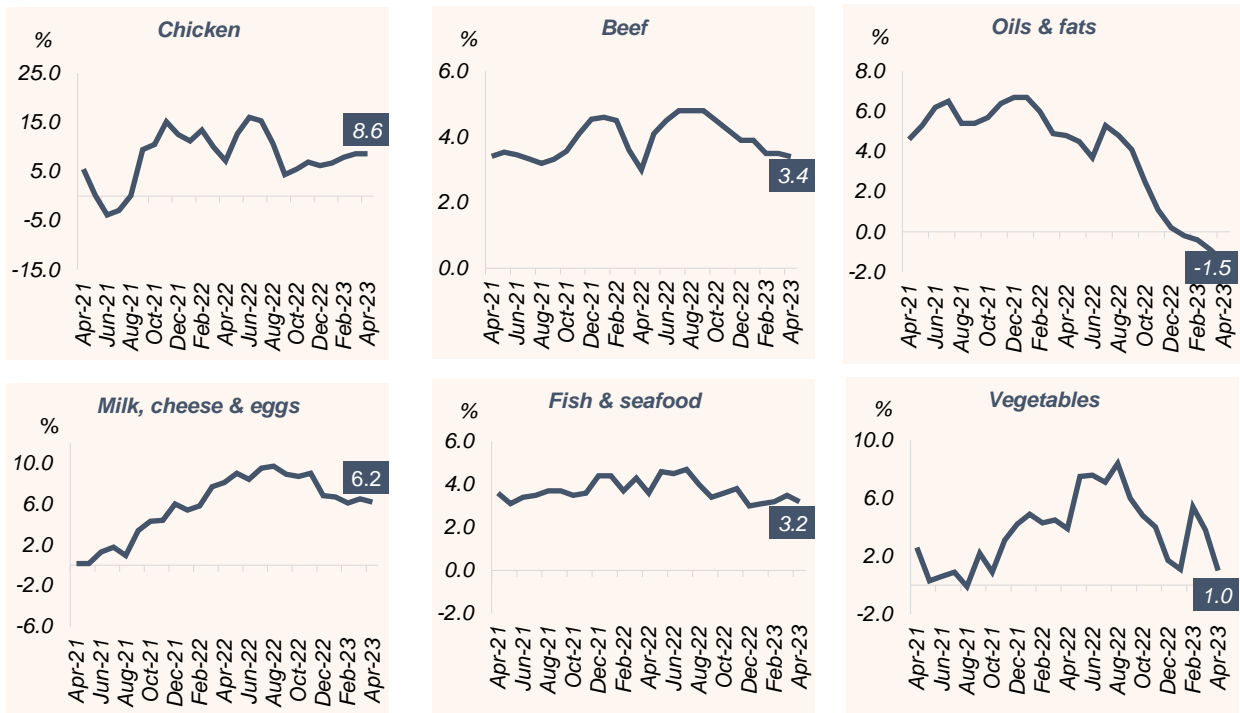
**Chart 5** Distribution of Inflation for Food and Non-Food that Increased ≤10%, March 2023 & April 2023



**Embargo: Only to be published or disseminated at 1200 hour, Friday, 26 May 2023**

**Chart 6**

**Inflation of Selected Food for Income Group Below RM3,000, April 2021 – April 2023**



**Chart 7**

**Average Price of Unleaded Petrol RON95, Unleaded Petrol RON97 and Diesel, April 2022 – April 2023**

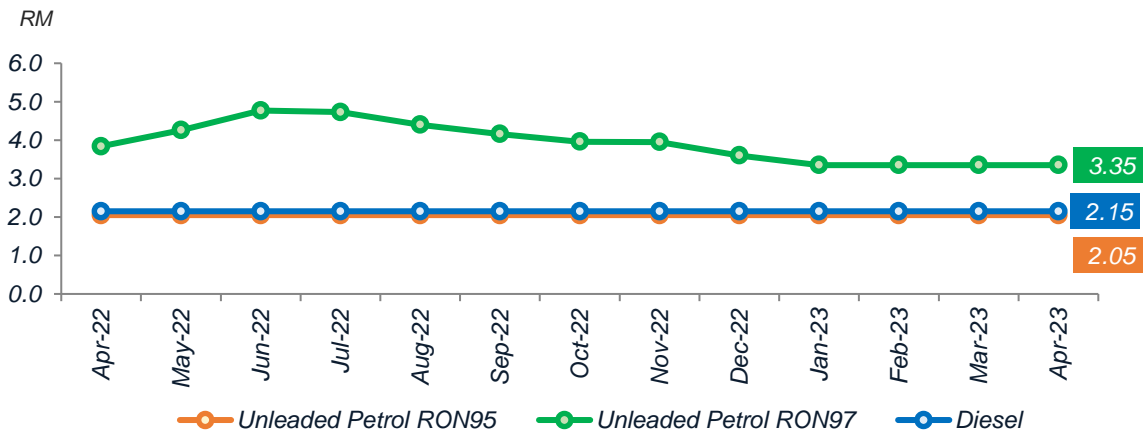




Chart 8

Inflation by Main Group, March 2023 & April 2023

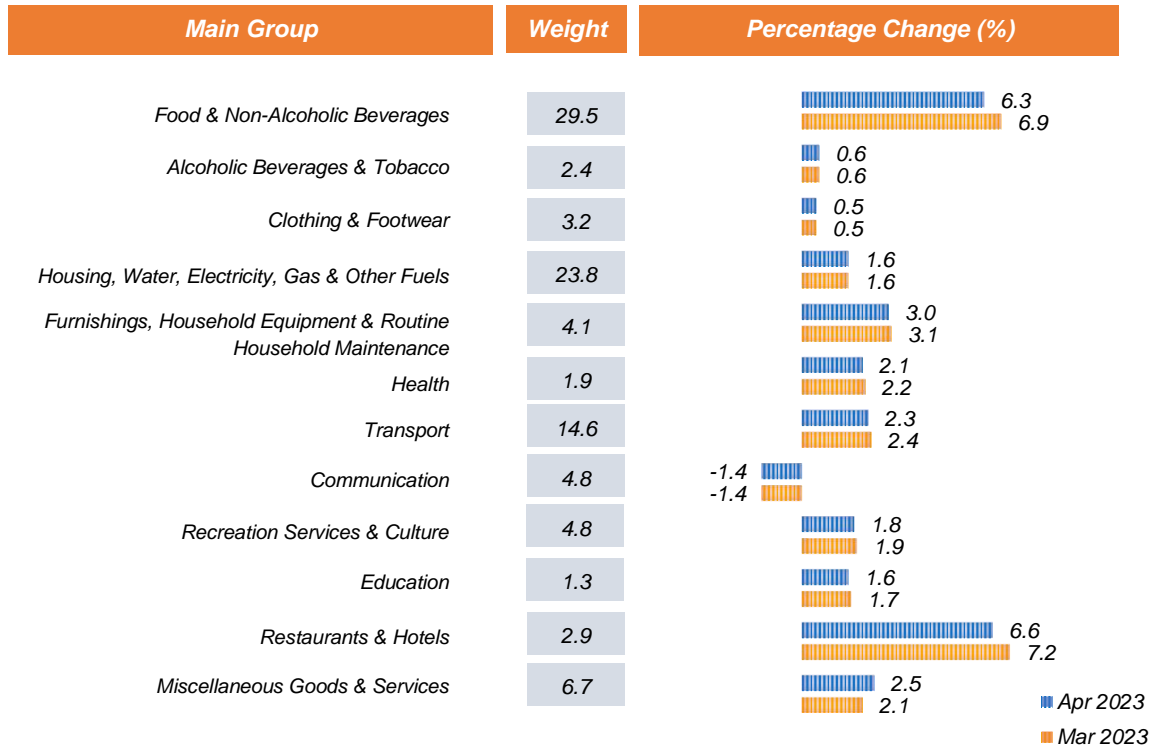
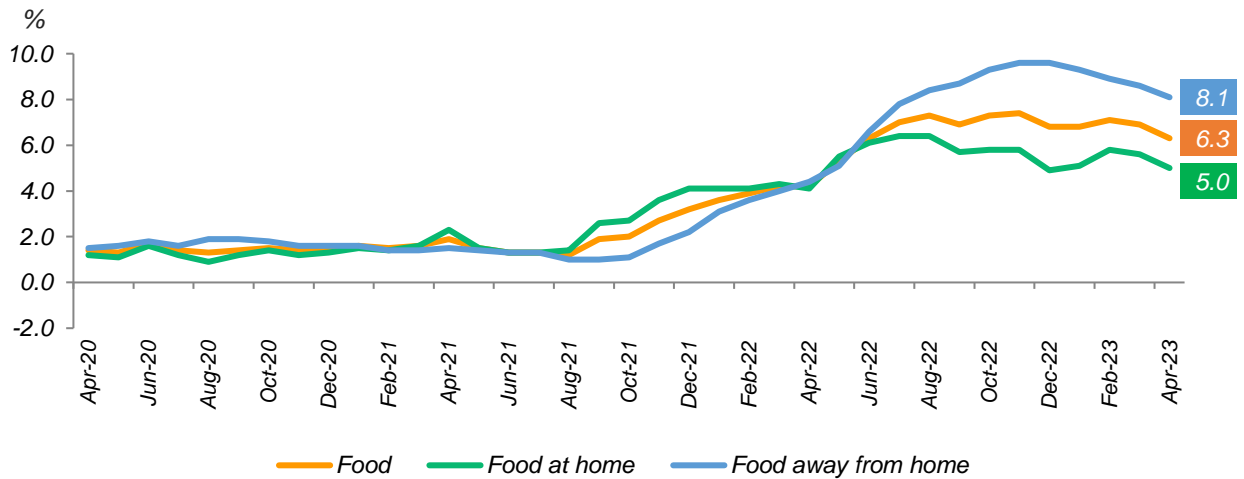
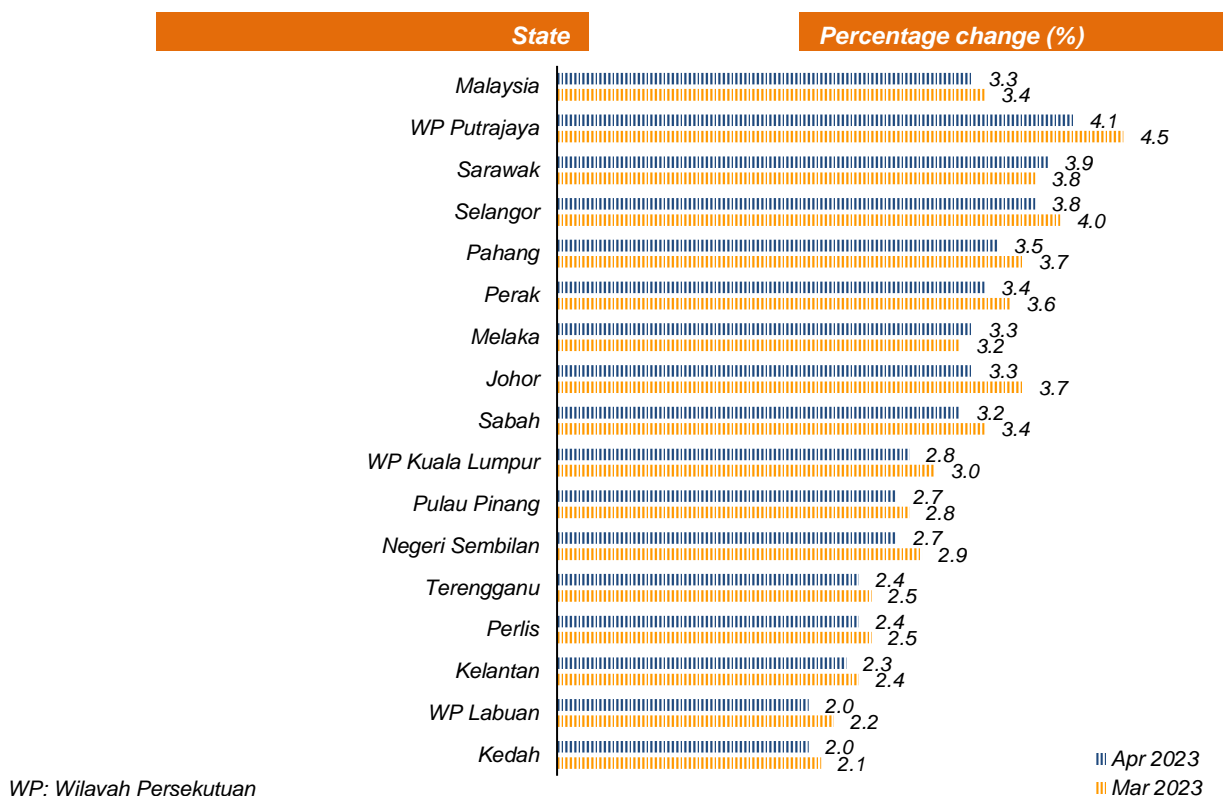


Chart 9

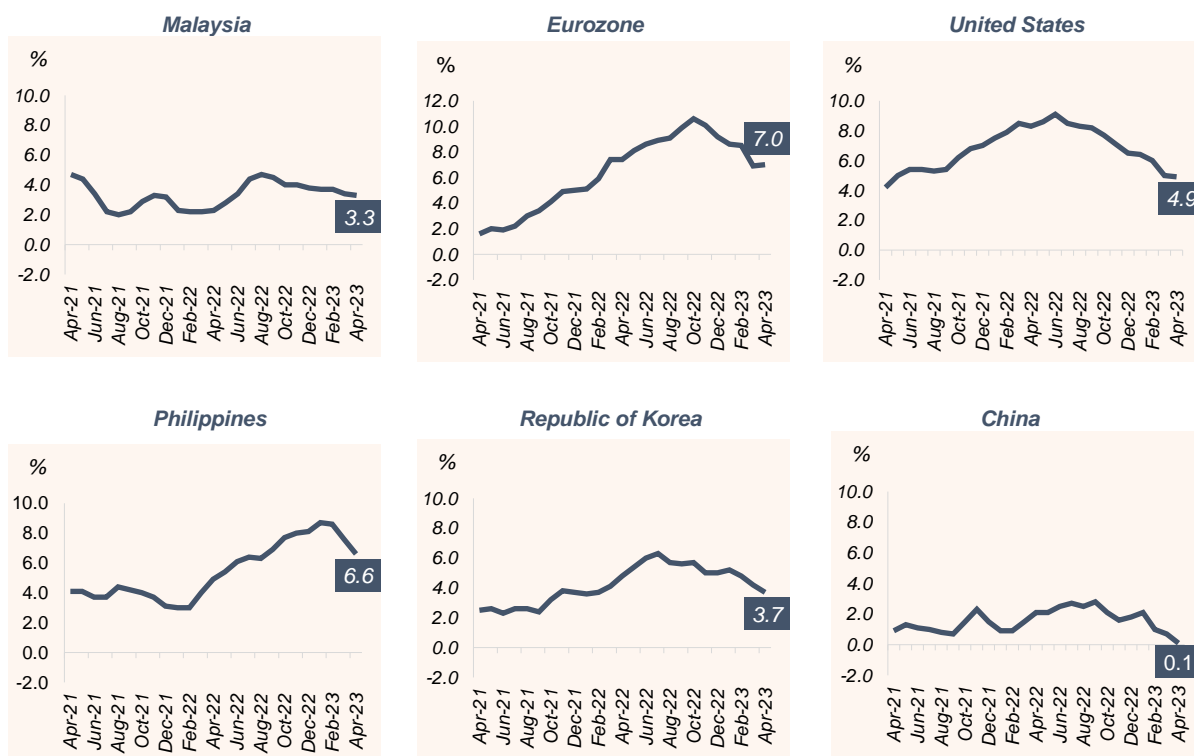
Inflation for Food & Non-Alcoholic Beverages, April 2020 – April 2023



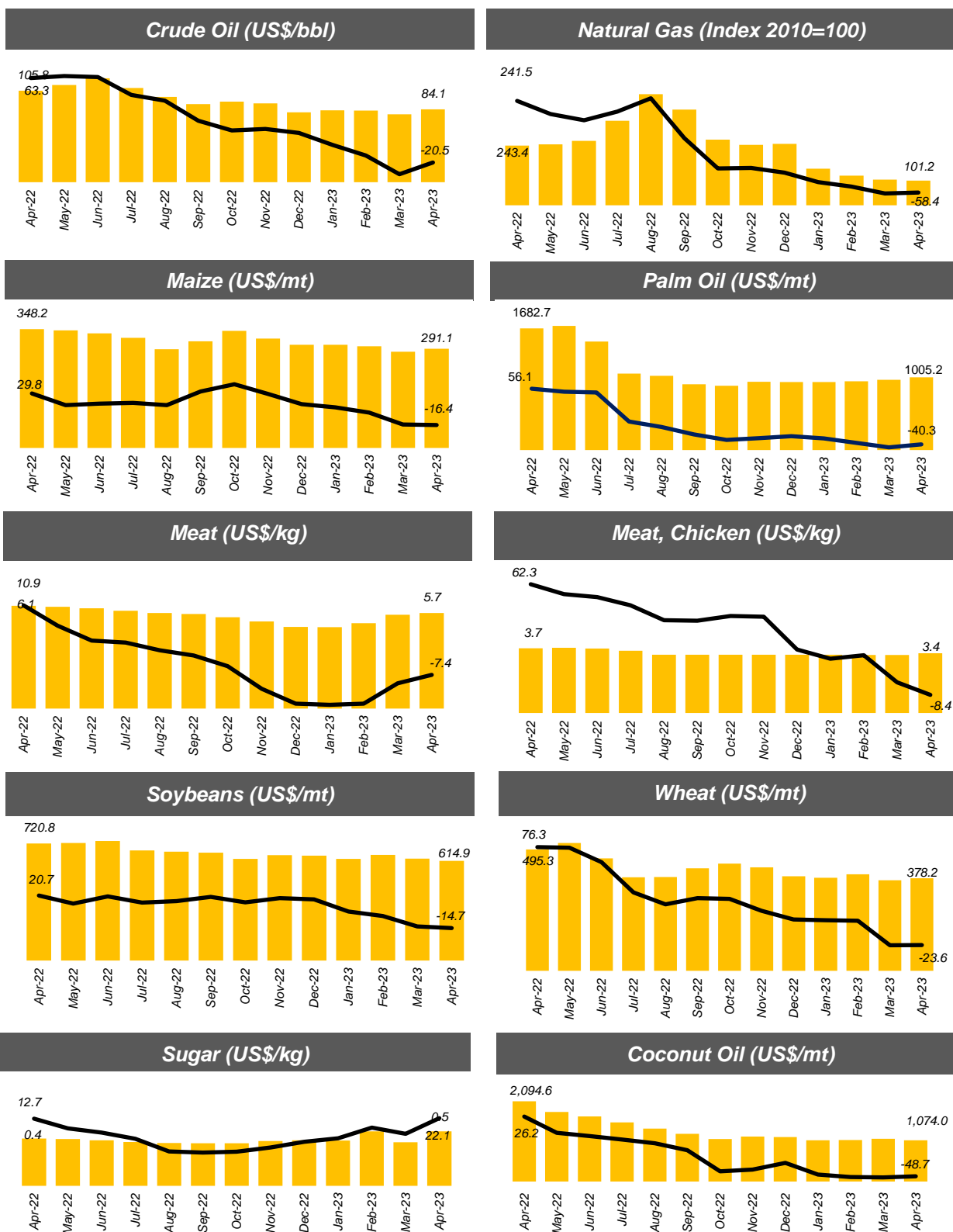
**Chart 10** Inflation by State, March 2023 & April 2023



**Chart 11** Inflation of Selected Countries, April 2021 – April 2023



**Chart 12** Global Selected Commodity Prices



Global commodity price (US\$) — Percentage change year-on-year

Source: Commodity Monthly Prices, World Bank

**Notes:**

**Bbl** : Brazilian Butt Lift (barrel) (1bbl = 159 litres)

**Mt** : Million Tonne

**Mmbtu** : Metric Million British Thermal Unit