



MINISTRY OF ECONOMY
DEPARTMENT OF STATISTICS MALAYSIA

MONTHLY RUBBER STATISTICS MALAYSIA, JUNE 2016

June 2016, Natural Rubber (NR) production recorded the highest increase of 40.6%

Natural rubber (NR) production increased by **40.6** per cent in June 2016 to **47,188** tonnes compared to May 2016. The main contributor of NR production is from the smallholding sector at **90.9** per cent.

Average monthly price of latex concentrate declined by **41.36** sen per kilogramme to **443.64** sen per kilogramme as compared to May 2016. Standard Malaysian Rubber 20 recorded a decrease in the average monthly price of **32.36** sen per kilogramme to **510.62** sen per kilogramme.

Exports of Malaysian NR in June 2016 was **51,328** tonnes went up by **0.4** per cent as compared to May 2016. The five main destinations of NR exports were China, Germany, Iran, U.S.A. and Portugal.

Meanwhile, domestic consumption of NR in May 2016 reduced by **2.2** per cent to **40,842** tonnes from previous month. Nevertheless, when compared to June 2015, it showed an increase of **0.2** per cent. The rubber gloves industry remain as main domestic consumption with **72.2** per cent.

The level of NR stocks at the end of June 2016 dropped by **6.0** per cent to **175,474** tonnes as compared to May 2016.

June 2016, Natural Rubber (NR) production recorded the highest increase of **40.6%**.



Smallholding
90.9%

Estate
9.1%

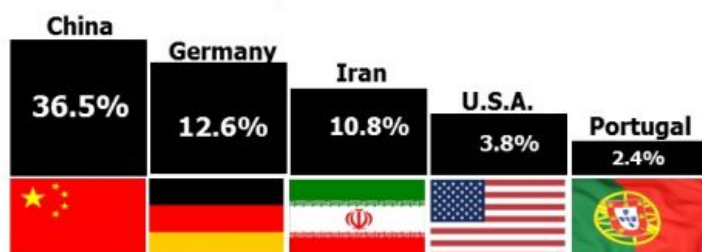


NR production is dominated by smallholding sector with contribution of **90.9%**.

Average price



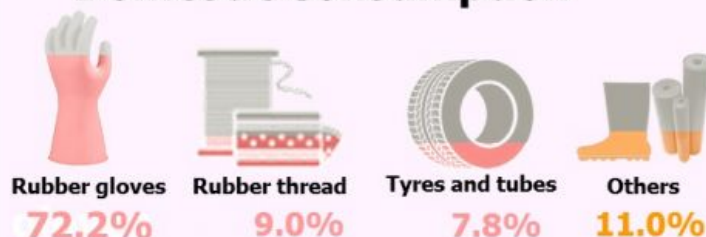
Total exports : **51,328 tonnes**



Exports

Exports of NR increased by **0.4%** as compared to May 2016. The main destination of NR exports was China.

Domestic Consumption



Total domestic consumption of NR was **40,842 tonnes**, which over 7/10 used by rubber gloves industry.

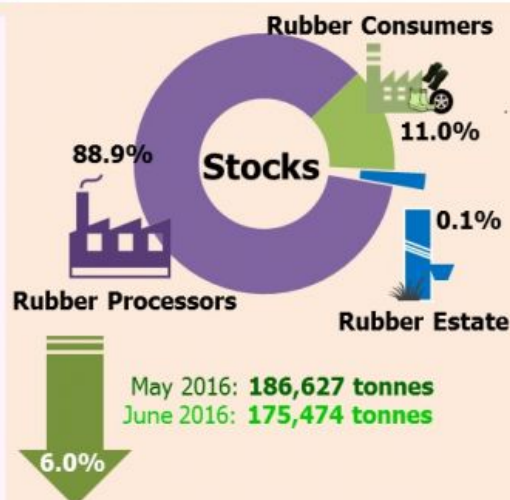
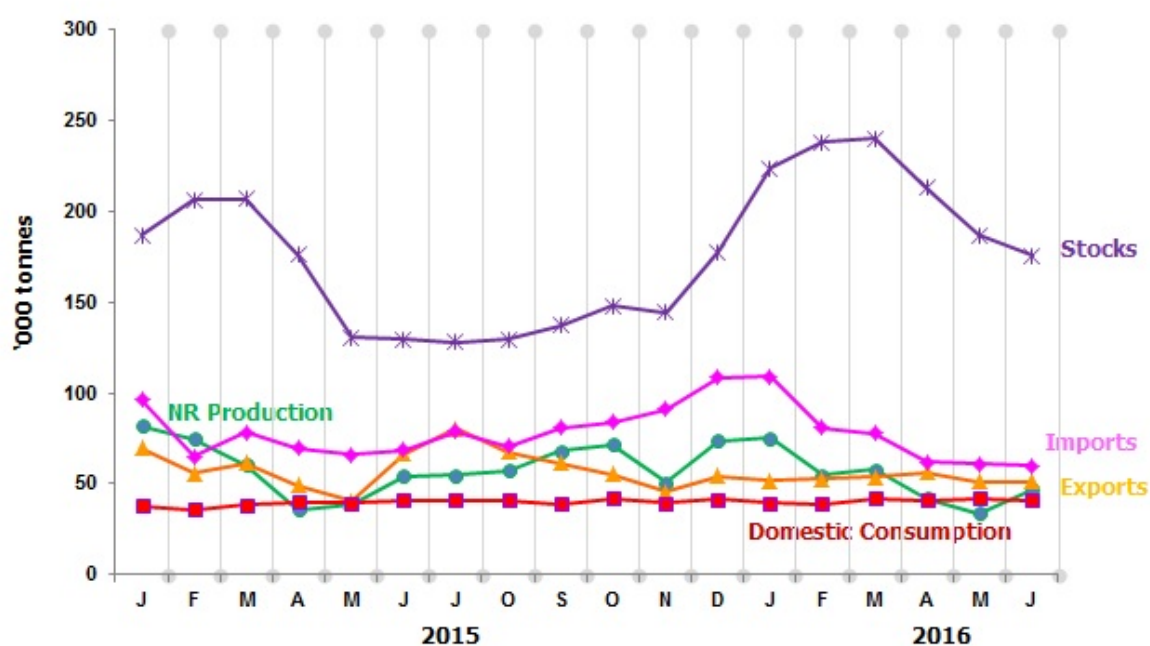


Table 1 presents the principal statistics of rubber for June 2016 while **Chart 1** shows the monthly time series.

Table 1: Principal Statistics of rubber, June 2016

| Principal Statistics | June 2016 | May 2016 | June 2015 | Change month-on-month (%) | Change year-on-year (%) |
|------------------------------------|-----------|----------|-----------|---------------------------|-------------------------|
| Production (tonnes) | 47,188 | 33,558 | 54,100 | 40.6 | -12.8 |
| Exports (tonnes) | 51,328 | 51,146 | 66,385 | 0.4 | -22.7 |
| Imports (tonnes) | 60,038 | 60,800 | 68,485 | -1.3 | -12.3 |
| Domestic consumption (tonnes) | 40,842 | 41,751 | 40,773 | -2.2 | 0.2 |
| Closing stocks (tonnes) | 175,474 | 186,627 | 129,587 | -6.0 | 35.4 |
| Number of paid workers (estate) | 10,884 | 10,844 | 12,171 | 0.4 | -10.6 |
| Salaries & wages (RM'000) (estate) | 13,193 | 11,398 | 15,018 | 15.7 | -12.2 |

Chart 1: Monthly production, exports, imports, domestic consumption and stocks of natural rubber 2015/2016



*Notes:

Data for June 2016 is **provisional**. The data will be updated based on the latest available figures and subsequently published in the July 2016 publication.

Released By:

**THE OFFICE OF CHIEF STATISTICIAN MALAYSIA
DEPARTMENT OF STATISTICS, MALAYSIA
#myHariBulan# #myBulan# #myTahun#**

Contact person:

Ho Mei Kei
Public Relation Officer
Corporate and User Services Division
Department of Statistics, Malaysia
Tel : +603-8885 7942
Fax : +603-8888 9248
Email : mkho[at]stats.gov.my

Contact person:

Baharudin Mohamad
Public Relation Officer
Strategic Communication and International Division
Department of Statistics Malaysia
Tel : +603-8090 4681
Fax : +603-8888 9248
Email : baharudin[at]dosm.gov.my

Copyright ©2025 Department of Statistics Malaysia Official Portal. All Rights Reserved.