



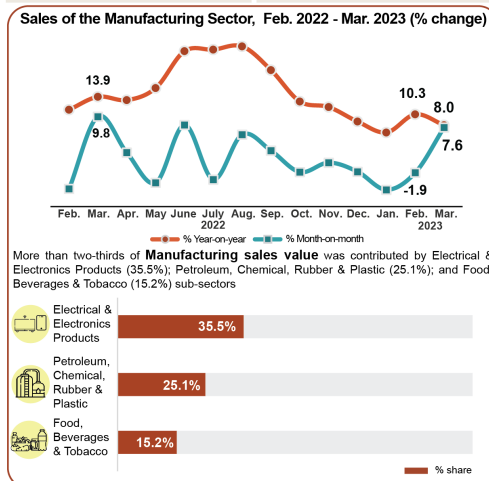
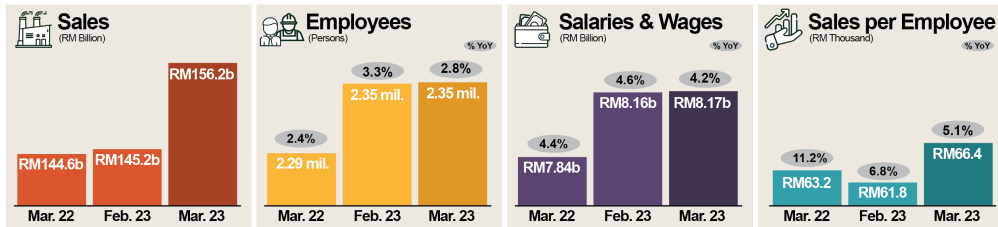
MINISTRY OF ECONOMY  
DEPARTMENT OF STATISTICS MALAYSIA

## MONTHLY MANUFACTURING STATISTICS, MALAYSIA

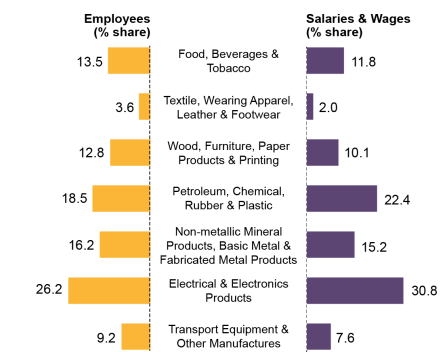


### MANUFACTURING STATISTICS MARCH 2023

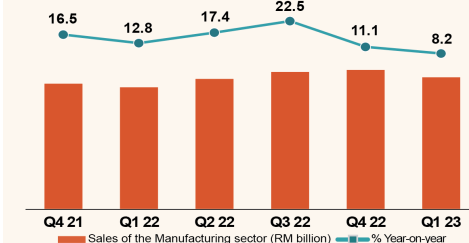
The sales value of the Manufacturing sector expanded by 8.0 per cent, amounting to RM156.2 billion in March 2023  
A total of 2.35 million employees were engaged in this sector with salaries and wages paid amounting to RM8.17 billion



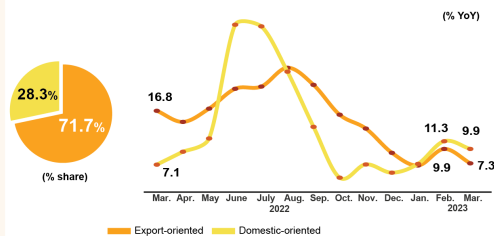
#### Number of Employees and Salaries & Wages by Sub-sector, March 2023



#### Sales Value of Manufacturing Sector, Q4 2021 - Q1 2023



#### Sales Value of Export and Domestic-oriented Industries



Source: Manufacturing Statistics Malaysia, March 2023, Department of Statistics Malaysia (DOSM)

***The sales value of the Manufacturing sector expanded by 8.0 per cent, amounting to RM156.2 billion in March 2023***

*The expansion of 8.0 per cent in the sales value of Manufacturing sector was mainly supported by the double-digit growth in Transport equipment & other manufactures (14.6%) and Electrical & electronics products (12.7%) sub-sectors. In comparison with the preceding month, the sales value returned to record positive growth of 7.6 per cent after registering a continuous decline since December 2022.*

*The sales value of export-oriented industries which contributed more than two-thirds or 71.7 per cent of total sales, rose 7.3 per cent in March 2023 after registering 9.9 per cent growth in February 2023. Similarly, the domestic-oriented industries posted steady growth of 9.9 per cent (February 2023: 11.3%). As compared to February 2023, both export and domestic-oriented industries improved to 8.6 per cent and 5.1 per cent respectively.*

*There were 2.35 million persons engaged in the Manufacturing sector in March 2023 which increased by 2.8 per cent as against 2.29 million persons registered a year ago. The increase was mainly supported by the Food, beverages & tobacco products (5.3%); Electrical & electronic products (4.2%); and Wood, furniture, paper products & printing (2.3%) sub-sectors. The number of persons engaged in these three sub-sectors encompasses more than half of the total in the Manufacturing sector. As compared to the preceding month, the number of employees grew slightly by 0.1 per cent.*

*In line with the increase in the number of employees, the salaries & wages paid in the Manufacturing sector went up by 4.2 per cent year-on-year which amounted to RM8.17 billion in March 2023. In comparison with the previous month, the salaries & wages increased marginally by 0.1 per cent from RM8.16 billion. In addition, the average monthly salaries & wages per employee posted an increase of 1.3 per cent as compared to a year ago with a value of RM3,475 while the sales value per employee rose by 5.1 per cent to record RM66,430.*

*Summarising the performance for the first quarter of 2023, the sales value of the Manufacturing sector rose by 8.2 per cent to register RM449.4 billion as against the same quarter in 2022. The growth was contributed by Electrical & electronics products (10.6%); Petroleum, chemical, rubber & plastics products*

*(7.7%); and Food, beverages & tobacco products (6.0%) sub-sectors. The number of employees added by 2.8 per cent to record a total of 2.35 million persons with salaries & wages grew by 4.3 per cent to RM24.5 billion. Furthermore, sales value per employee registered a growth of 5.3 per cent, amounting to RM191,141.*

*The full publication of the Monthly Manufacturing Statistics, March 2023 can be downloaded through eStatistik portal.*

**Released by:**

**DEPARTMENT OF STATISTICS MALAYSIA**

**09 May 2023**

**Contact person:**

Baharudin Mohamad

Public Relation Officer

Strategic Communication and International Division

Department of Statistics Malaysia

Tel : +603-8090 4681

Fax : +603-8888 9248

Email : baharudin[at]dosm.gov.my

**Copyright ©2025 Department of Statistics Malaysia Official Portal. All Rights Reserved.**