



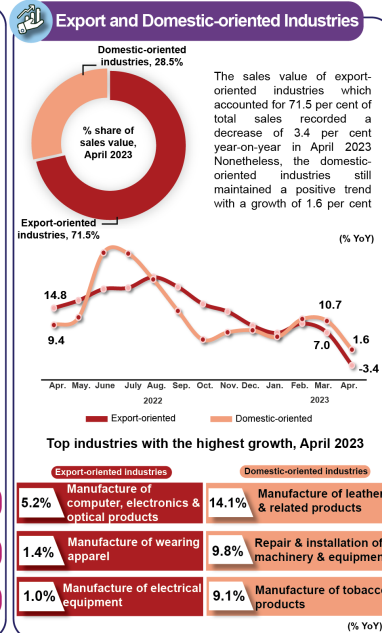
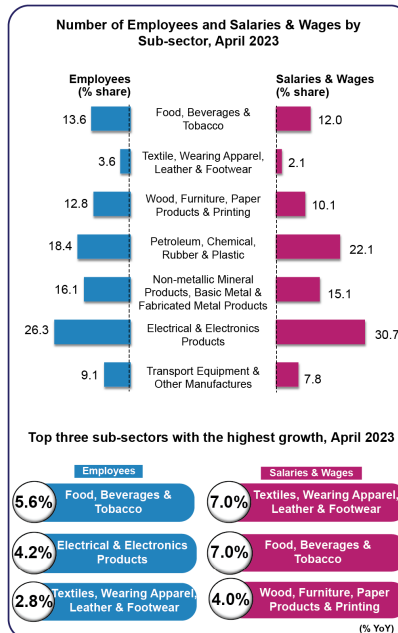
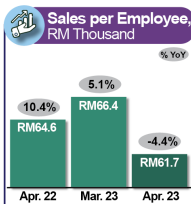

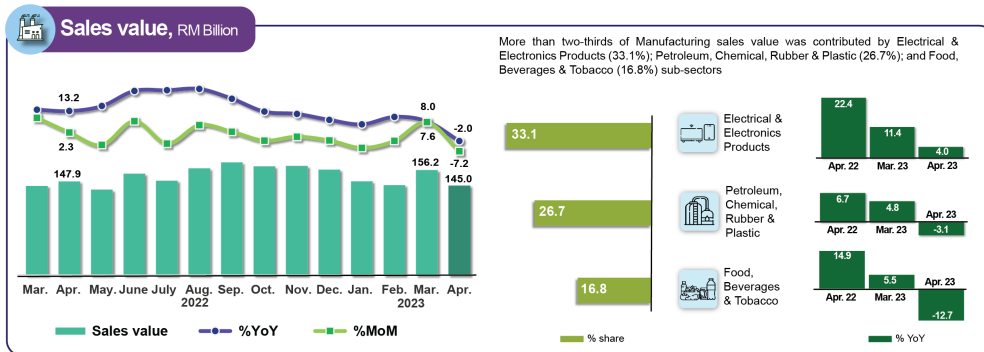
MINISTRY OF ECONOMY
DEPARTMENT OF STATISTICS MALAYSIA

MONTHLY MANUFACTURING STATISTICS, MALAYSIA



MANUFACTURING STATISTICS APRIL 2023

The sales value of the Manufacturing sector declined by 2.0 per cent to register RM145.0 billion in April 2023
A total of 2.35 million employees were engaged in this sector with salaries and wages paid amounting to RM8.02 billion



%YoY: Percentage change year-on-year
%MoM: Percentage change month-on-month

Source: Manufacturing Statistics Malaysia, April 2023, Department of Statistics Malaysia (DOSM)

The sales value of the Manufacturing sector declined by 2.0 per cent to register RM145.0 billion in April 2023

The sales value of the Manufacturing sector fell by 2.0 per cent in April 2023 after registering a positive growth of 8.0 per cent in March 2023, the lowest since May 2020. The decline was influenced mainly by the deterioration in Food, beverages & tobacco (-12.7%); Transport equipment & other manufactures (-4.9%); and Petroleum, chemical, rubber & plastics (-3.1%) sub-sectors. In comparison with the previous month, the sales value returned to a decline with negative 7.2 per cent as against an increase of 7.6 per cent registered in March 2023.

The sales value of export-oriented industries which accounted for 71.5 per cent of total sales recorded a decrease of 3.4 per cent in April 2023 after registering positive momentum since May 2020. Nonetheless, the domestic-oriented industries maintained a positive trend with a growth of 1.6 per cent in April 2023, albeit at a slower pace as against 10.7 per cent registered in March 2023. In comparison to the previous month, both export and domestic-oriented industries lessen by 7.2 per cent respectively.

There were 2.35 million persons engaged in the Manufacturing sector in April 2023, which increased by 2.5 per cent as against 2.29 million persons registered a year ago. The increase was supported mainly by the Food, beverages & tobacco products (5.6%); Electrical & electronic products (4.2%); and Wood, furniture, paper products & printing (2.7%) sub-sectors. The number of persons engaged in these three sub-sectors encompasses more than half of the total employees in the Manufacturing sector. As compared to the preceding month, the number of employees in this sector edged down by 0.1 per cent.

In tandem with the addition in the number of employees, the salaries & wages paid in the Manufacturing sector went up by 3.9 per cent year-on-year, which amounted to RM8.02 billion in April 2023. In a month-on-month comparison, the salaries & wages declined by 1.9 per cent from RM8.17 billion which was recorded in March 2023. The average monthly salaries & wages per employee in April 2023 were higher by 1.4 per cent as compared to a year ago with a value of RM3,413 while the sales value per employee decreased by 4.4 per cent to record RM61,716.

Overall performance for January to April 2023, the sales value of the Manufacturing sector rose by 5.5 per cent, to register RM594.4 billion as against the same period of the preceding year. Meanwhile, the number of employees added by 2.5 per cent to record a total of 2.35 million persons with salaries & wages grew by 4.2 per cent to RM32.5 billion. Furthermore, sales value per employee registered a growth of 2.9 per cent, amounting to RM253,029 for the first four months of 2023.

The full publication of the Monthly Manufacturing Statistics, April 2023 can be downloaded through eStatistik portal.

Released by:

DEPARTMENT OF STATISTICS MALAYSIA

9 June 2023

Contact person:

Baharudin Mohamad

Public Relation Officer

Strategic Communication and International Division

Department of Statistics Malaysia

Tel : +603-8090 4681

Fax : +603-8888 9248

Email : [baharudin\[at\]dosm.gov.my](mailto:baharudin[at]dosm.gov.my)

Copyright ©2025 Department of Statistics Malaysia Official Portal. All Rights Reserved.