



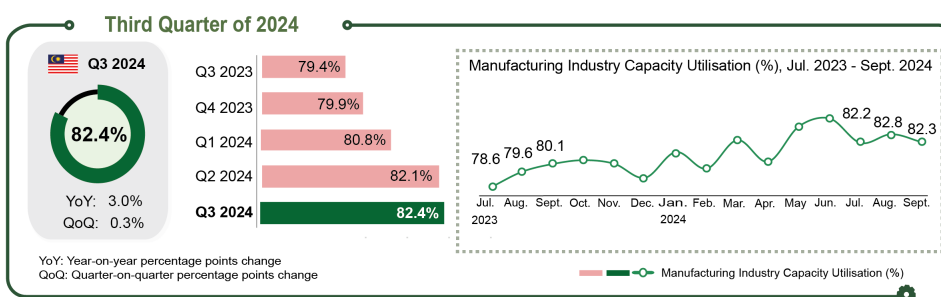
MINISTRY OF ECONOMY
DEPARTMENT OF STATISTICS MALAYSIA

MANUFACTURING INDUSTRY CAPACITY UTILISATION STATISTICS, THIRD QUARTER 2024



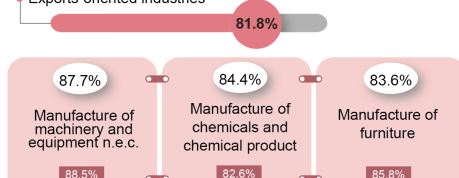
MANUFACTURING INDUSTRY CAPACITY UTILISATION STATISTICS THIRD QUARTER 2024

The Manufacturing industry achieved 82.4 per cent capacity utilisation rate in the third quarter of 2024

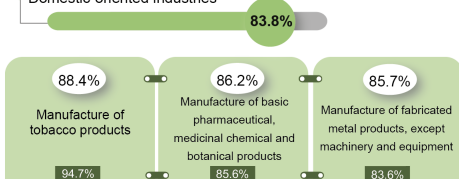


Three industries with the highest capacity utilisation in export-oriented and domestic-oriented industries, Q3 2024

Exports-oriented industries



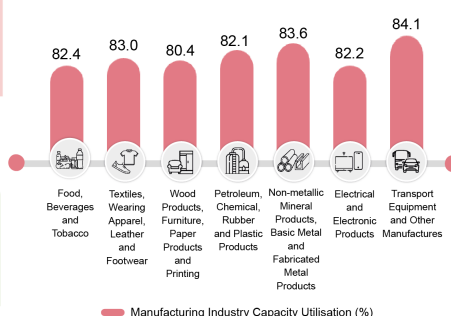
Domestic-oriented industries



Q3 2024 Q2 2024


Manufacturing Industry Capacity Utilisation by Sub-sector Q3 2024

The **Manufacture of transport equipment & other manufactures** sub-sector recorded the highest capacity utilisation rate at **84.1 per cent**



Manufacturing Industry Capacity Utilisation by State

Seven states demonstrated capacity utilisation rates surpassing the national rate in the third quarter of 2024, namely **W.P. Labuan (96.7%), Terengganu (85.8%), Negeri Sembilan (85.7%), Pahang (85.3%), Selangor (85.3%), Melaka (85.2%) and Johor (84.4%)**



What is meant by Manufacturing Industry Capacity Utilisation?

Capacity utilisation refers to a ratio of actual output produced to the production of output at full capacity through an optimal combination of machinery, raw materials and labour

$$\text{Capacity Utilisation} = \frac{\text{Actual Level of Output}}{\text{Full Level of Output}} \times 100$$

Notes: * includes W.P. Putrajaya | W.P. - Wilayah Persekutuan | KL - Kuala Lumpur | Q - Quarter | n.e.c. - Not elsewhere classified

Source: Manufacturing Industry Capacity Utilisation Statistics Third Quarter 2024, Department of Statistics Malaysia (DOSM)

The Manufacturing industry achieved 82.4 per cent capacity utilisation rate in the third quarter of 2024

The capacity utilisation of the Manufacturing industry in the third quarter of 2024 was 82.4 per cent, increased by 3.0 percentage points compared to the same quarter of the preceding year (Q3 2023: 79.4%). Three (3) sub-sectors that posted with the highest rate capacity utilisation in this quarter, recorded by the Transport equipment and other manufacturers at 84.1 per cent; followed by Non-metallic mineral products, basic metal and fabricated metal products (83.6%); and Textiles, wearing apparel, leather and footwear (83.0%). In comparison with the previous quarter, the capacity utilisation of the Manufacturing industry rose by 0.3 percentage point (Q2 2024: 82.1%).

The capacity utilisation rate increased and above 80 per cent throughout the third quarter of 2024. In July 2024, the Manufacturing industry operated at 82.2 per cent (July 2023: 78.6%), increased 3.6 percentage points compared to the previous year, while August 2024 registered 82.8 per cent (August 2023: 79.6%), increased 3.2 percentage points; and 82.3 per cent in September 2024 (September 2023: 80.1%), increased 2.2 percentage points. Even so, factors such as low demand; insufficient supply of materials; and the repair & maintenance of machinery & equipment remained as the main constraints to achieve full capacity utilisation.

The capacity utilisation in the export-oriented industries increased by 3.4 percentage points to 81.8 per cent (Q3 2023: 78.4%). The rise was mainly attributable to the increase of capacity utilisation rate in the Manufacture of computer, electronics and optical products industry (81.3%) by 2.3 percentage points; as well as 2.2 percentage points increase in the Manufacture of chemical and chemical products (84.4%) industry. However, two industries recorded the capacity utilisation below 80 per cent namely Manufacture of vegetable and animal oils and fats (79.4%); and Manufacture of wood and products of wood and cork, except furniture, manufacture of articles of straw and plaiting materials (76.6%). In comparison with the previous quarter, the capacity utilisation rate of the export-oriented industries also rose by 0.5 percentage points from 81.3 per cent recorded in second quarter of 2024.

In the meantime, the capacity utilisation in the domestic-oriented industries also expanded by 2.1 percentage points to 83.8 per cent. The expansion was primarily influenced by the Manufacture of fabricated metal products, except machinery & equipment (84.4%); and the Manufacture of processed food products (84.9%) industries, which increased by 2.7 percentage points and 1.7 percentage points, respectively. Conversely, the lowest capacity utilisation rate was posted by the Manufacture of paper and paper products industry at 78.4 per cent. As compared to the second quarter of 2024, the capacity utilisation in the domestic-oriented industries also went up by 0.1 percentage points from 83.7 per cent.

The Manufacturing industry capacity utilisation rate that surpassed the national rate in the third quarter of 2024 recorded for seven states, namely WP Labuan (96.7%), Terengganu (85.8%), Negeri Sembilan (85.7%), Selangor (85.3%), Pahang (85.3%), Melaka (85.2%), and Johor (84.4%). The lowest capacity utilisation rate posted by Perlis at 67.5 per cent with 1.7 percentage points decline as compared to the same quarter last year.

The full publication of the Manufacturing Industry Capacity Utilisation, third quarter of 2024 can be downloaded through eStatistik portal.

Released by:

DEPARTMENT OF STATISTICS MALAYSIA

20 NOVEMBER 2024

Contact person:

Baharudin Mohamad

Public Relation Officer

Strategic Communication and International Division

Department of Statistics Malaysia

Tel : +603-8090 4681

Fax : +603-8888 9248

Email : baharudin[at]dosm.gov.my

Copyright ©2025 Department of Statistics Malaysia Official Portal. All Rights Reserved.