

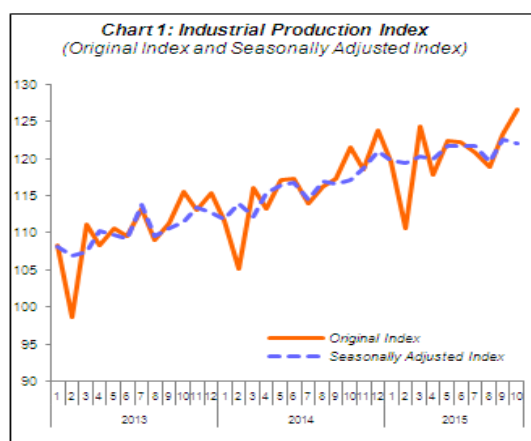


MINISTRY OF ECONOMY
DEPARTMENT OF STATISTICS MALAYSIA

INDEX OF INDUSTRIAL PRODUCTION, MALAYSIA OCTOBER 2015

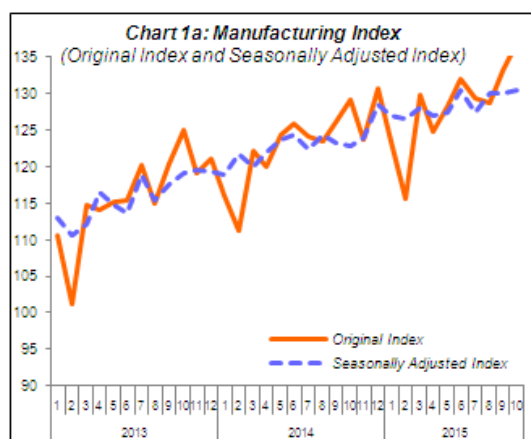
HIGHLIGHTS

Sector	Seasonally Adjusted Index		Original Index	
	Index	% Changes Month on Month	Index	% Changes Year on Year
IPI	122.0	-0.4	126.6	4.2
Mining Index	101.5	-3.0	102.9	-1.4
Manufacturing Index	130.4	0.2	137.0	6.2
Electricity Index	123.5	0.4	125.8	4.3



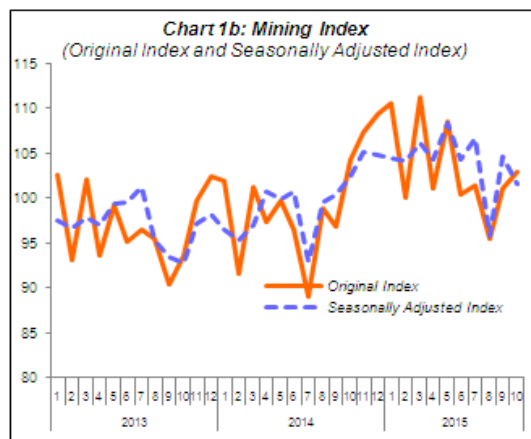
PERFORMANCE OF INDUSTRIAL PRODUCTION INDEX

The Industrial Production Index (IPI) grew by 4.2% in October 2015 as compared to the same month of the previous year. The rise in October 2015 was supported by positive growth in Manufacturing index (6.2%) and Electricity index (4.3%). However, the Mining index decreased by 1.4%. The IPI in September 2015 remain unchanged at 5.1% year-on-year. In seasonally adjusted terms, the IPI in October 2015 declined by 0.4% month-on-month due to the decrease of the Mining index by 3.0%. Meanwhile, the indices for Manufacturing and Electricity increased by 0.2% and 0.4% respectively.



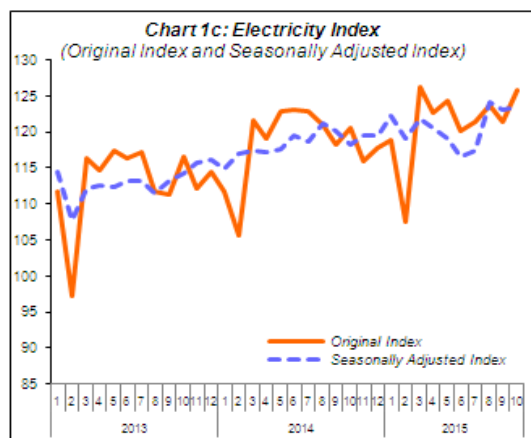
PERFORMANCE OF MANUFACTURING SECTOR

Year-on-year, Manufacturing sector output expanded further by 6.2% in October 2015 after registering 5.6% in September 2015. The major sub-sectors which expanded in October 2015 were: Electrical and Electronics Products (13.9%); Petroleum, Chemical, Rubber and Plastic Products (3.3%) and Non-metallic Mineral Products, Basic Metal and Fabricated Metal Products (5.1%). On a seasonally adjusted month-on-month basis, Manufacturing output edged up 0.2% in October 2015.



PERFORMANCE OF MINING SECTOR

The Mining sector output decreased by 1.4% in October 2015 as compared to the same month in 2014 mainly due to the declined in Natural Gas index (5.3%), whilst, the Crude Oil index recorded a slower growth of 2.1%. On a seasonally adjusted terms, output for the Mining sector fell by 3.0% as compared to September 2015.



PERFORMANCE OF ELECTRICITY SECTOR

The Electricity sector output grew 4.3% in October 2015 on yearly basis. On a seasonally adjusted terms, Electricity sector output increased by 0.4% as compared to the previous month.

PERFORMANCE OF INDUSTRIAL PRODUCTION INDEX FOR THE PERIOD JANUARY TO OCTOBER 2015

Malaysia's Industrial Production Index for the period of January to October 2015 grew by 5.0% as compared to the same period of the previous year. The increase was supported by the expansion in all three indices: Manufacturing (4.9%); Mining (5.7%) and Electricity (2.1%).

Sector	Jan. - Oct. 2014	Jan. - Oct. 2015	% Changes Year-on-Year
IPI	114.9	120.6	5.0
Mining Index	97.7	103.3	5.7
Manufacturing Index	122.2	128.2	4.9
Electricity Index	118.7	121.2	2.1

*** Notes:**

Data for October 2015 is provisional. The data will be updated based on the latest available figures and subsequently published in the November 2015 publication.

THE OFFICE OF CHIEF STATISTICIAN MALAYSIA
DEPARTMENT OF STATISTICS MALAYSIA
10 DECEMBER 2015

Contact person:

Ho Mei Kei
Public Relation Officer
Corporate and User Services Division
Department of Statistics, Malaysia
Tel : +603-8885 7942

Fax : +603-8888 9248

Email : mkho@stats.gov.my

Contact person:

Baharudin Mohamad

Public Relation Officer

Strategic Communication and International Division

Department of Statistics Malaysia

Tel : +603-8090 4681

Fax : +603-8888 9248

Email : baharudin[at]dosm.gov.my

Copyright ©2025 Department of Statistics Malaysia Official Portal. All Rights Reserved.