

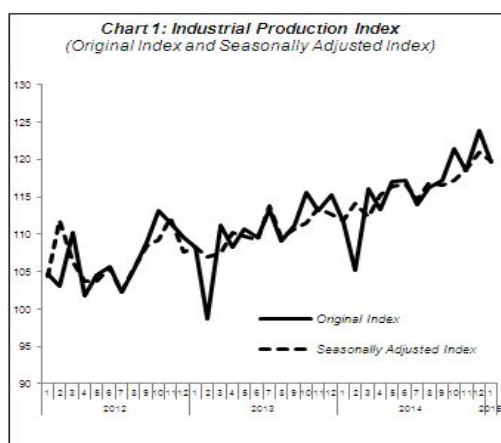


MINISTRY OF ECONOMY
DEPARTMENT OF STATISTICS MALAYSIA

INDEX OF INDUSTRIAL PRODUCTION, MALAYSIA JANUARY 2015

HIGHLIGHTS

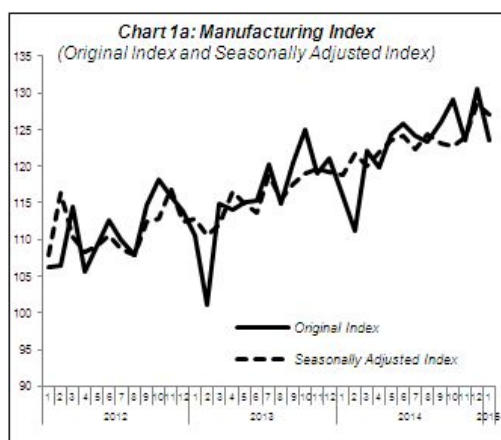
Sector	Seasonally Adjusted Index		Original Index	
	Index	% Changes Month-on-Month	Index	% Changes Year-on-Year
IPI	119.7	-1.0	119.5	7.0
Mining index	104.5	-0.4	110.5	8.3
Manufacturing Index	126.9	-1.2	123.5	6.5
Electricity Index	122.2	2.3	118.8	6.3



PERFORMANCE OF INDUSTRIAL PRODUCTION INDEX

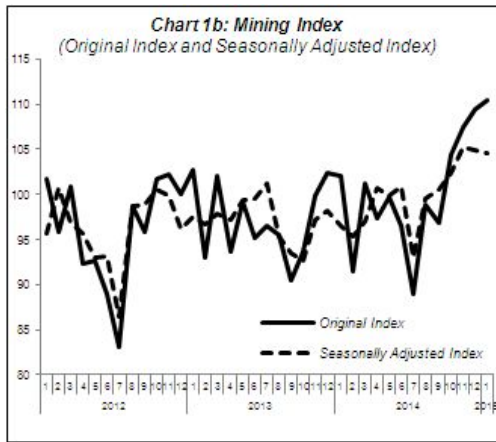
The Industrial Production Index (IPI) rose by 7.0% in January 2015 compared with the same month in the previous year. The increase in January 2015 was due to the positive growth in all indices: Manufacturing (6.5%), Mining (8.3%) and Electricity (6.3%). The IPI in December 2014 remained unchanged by 7.4% year-on-year.

In seasonally adjusted terms, the IPI in January 2015 decreased by 1.0% month-on-month due to the decreased in indices: Manufacturing (1.2%) and Mining (0.4%). Meanwhile, Electricity index recorded an increase of 2.3%.



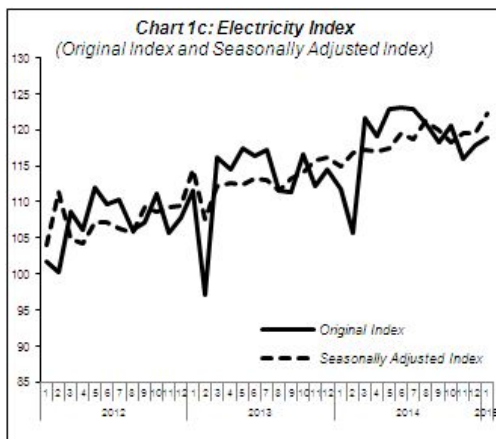
PERFORMANCE OF MANUFACTURING SECTOR

On a yearly basis, Manufacturing output continue to grow by 6.5% in January 2015 after an increase of 7.9% in December 2014. The sub-sectors which contributed to the increase in January 2015 were: Electrical and Electronics Products (10.3%); Petroleum, Chemical, Rubber and Plastic Products (5.3%); and Non-metallic Mineral Products, Basic Metal and Fabricated Metal Products (11.6%). On a seasonally adjusted month-on-month basis, Manufacturing output showed a decrease by 1.2% in January 2015.



PERFORMANCE OF MINING SECTOR

Output of the Mining sector increased by 8.3% in January 2015 as compared to the same month in 2014. The strong growth was due to the increase in Crude Oil index of 16.7%. Meanwhile, Natural Gas index decreased by 0.6%. As against December 2014, the seasonally adjusted output for the Mining sector decreased by 0.4%.



PERFORMANCE OF ELECTRICITY SECTOR

The Electricity output recorded an increase of 6.3% in January 2015 on yearly basis. In seasonally adjusted terms, Electricity output increased by 2.3% in January 2015 as compared to the previous month.

*** Notes:**

Data for January 2015 is **provisional**. The data will be updated based on the latest available figures and subsequently published in the February 2015 publication.

Released by:

THE OFFICE OF CHIEF STATISTICIAN MALAYSIA
DEPARTMENT OF STATISTICS MALAYSIA
12 MARCH 2015

Contact person:

Norrita binti Amran
Public Relation Officer
Corporate and User Services Division
Department of Statistics, Malaysia
Tel : +603-8885 7942
Fax : +603-8888 9248
Email : norrita.amran@stats.gov.my

Contact person:

Baharudin Mohamad
Public Relation Officer
Strategic Communication and International Division
Department of Statistics Malaysia
Tel : +603-8090 4681

Fax : +603-8888 9248

Email : baharudin[at]dosm.gov.my

Copyright ©2025 Department of Statistics Malaysia Official Portal. All Rights Reserved.