

*Embargo: Only can be published or disseminated at 1200 hour, Wednesday, 7<sup>th</sup> December 2022*



PRIME MINISTER'S DEPARTMENT  
DEPARTMENT OF STATISTICS MALAYSIA

**MEDIA STATEMENT**  
**SUSTAINABLE DEVELOPMENT GOALS (SDG) INDICATORS, MALAYSIA, 2021**

---

***The achievement of the national SDG is getting better for several indicators, among which the increase in internet usage to 96.8 percent***

**PUTRAJAYA, DECEMBER 7, 2022** –The Department of Statistics Malaysia (DOSM) released the **Sustainable Development Goals (SDGs) Indicators, Malaysia, 2021 report** which is the fourth report of SDG indicators for Malaysia. This report contains 175 indicators including 29 new indicators at national level and 20 indicators at district level which provides input for the assessment of SDGs achievement in Malaysia for 2021.

SDG achievement in Malaysia has been affected by the COVID-19 pandemic and the implementation of Movement Control Order (MCO). The society is impacted in terms of health, economy and social. In the matter of **health aspect**, indicator under Goal 3: Good Health and Well-being showed the death rate due to road accidents for each 100,000 population decreased from 14.3 (2020) to 13.9 (2021). Among the reasons that contributed to the decrease in road accidents was cross-border travel restrictions implemented during the MCO. From **economy aspect**, indicator under Goal 8: Decent Work and Economic Growth showed the annual growth rate of real GDP per capita in

Malaysia grew by 2.7 per cent in 2021 as compared to contraction of 5.3 per cent in the previous year due to the gradual opening of the economic sector in 2021. GDP is expected continue to grow as it posted a growth of 9.3 per cent (3Q 2021: 2.9%) for the first three quarters of 2022.

Looking at the **safety aspect**, indicator under Goal 16: Peace, Justice and Strong Institutions, number of murder crimes reported by Royal Malaysia Police decreased 1.3 per cent to 4,063 cases in 2021 as compared to the previous year. Besides, stricter enforcement activities by the authorities and community awareness are the factors which contributed to the decrease in this crime. In terms of **internet usage**, indicator under Goal 17: Partnership for the Goals, percentage of individuals using the Internet in Malaysia increased from 89.6 per cent (2020) to 96.8 per cent in 2021. The Home-Based Teaching and Learning (PdPR) and work from home policy (WFH) were factors contributing to this increase.

In the meantime, among the indicators affected from the **economy aspect** due to COVID-19 was unemployment rate which recorded an increase from 3.3 per cent in 2019 to 4.6 per cent in 2021 under Goal 8: Decent Work and Economic Growth. Meanwhile, with regard to **environment aspect**, indicator under Goal 12: Responsible Consumption and Production recorded the quantity of clinical waste handled for destruction in the incinerator also showed an increase from 39.9 thousand metric tons (2020) to 57.4 thousand metric tons (2021). For **transportation sector**, indicator under Goal 9: Industry, Innovation and Infrastructure recorded the number of passengers handled at the airport decreased from 26.8 million (2020) to 11.0 million (2021).

Commenting on the report, the Chief Statistician Malaysia, Dato' Sri Dr. Mohd Uzir Mahidin said, "For the first time this year DOSM is producing **five Reports of the SDG Indicators, Malaysia, 2021** consist of the Executive Summary and four reports based on five focus areas of SDG, namely People; Prosperity; Planet; Peace and Partnership. The availability of indicators in 2021 showed a significant increase to 71 per cent (175 indicators) as compared to 59 per cent (146 indicators) in the previous

*year. The remaining 41 indicators (17%) still need to be developed, 17 indicators (7%) are not available and 15 indicators (6%) are not relevant to Malaysia. The achievement of SDG 2021 showed that 16 Goals have achieved the availability of indicators exceeding 50 per cent. The highest availability of indicators achievement by goals are Goal 4: Quality Education (100%) followed by Goal 9: Industry, Innovation and Infrastructure (92%) and Goal 3: Good Health and Well-Being (89%). The goal that recorded below 50 percent of indicator availability is Goal 6: Clean Water and Sanitation (45%).”*

*The measurement of SDG indicators is based on the global indicator framework developed by the Inter-agency and Expert Group on SDG Indicators (IAEG SDG) which was adopted by the United Nations General Assembly in resolution 71/313. The latest number of global SDG indicators is 248 based on the decision of the 53<sup>rd</sup> Session of the United Nations Statistical Commission in March 2022. The compilation of the indicators is based on statistics and survey findings carried out by DOSM as well as administrative and survey data from agencies/ ministries. This year, DOSM has implemented a new initiative using non-traditional data source namely geospatial data to produce three new indicators for Goal 11: Sustainable Cities and Communities.*

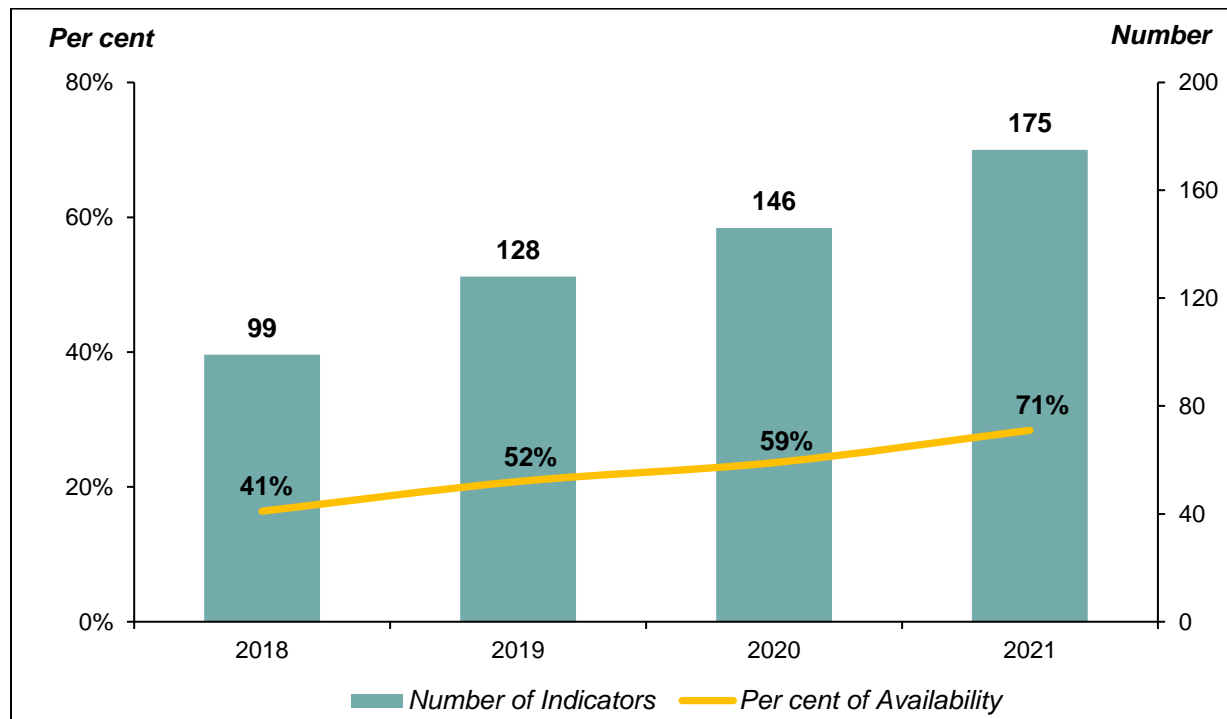
*In order to reduce the gap in the availability of SDG indicators and the provision of more granular data, DOSM will continue to collaborate with agencies/ ministries, civil society organisations (CSOs) and academia in its effort to develop SDG indicators at local and national levels. The cooperation and commitment of various agencies/ ministries is very important in data collection and preparation of quality indicators for monitoring the achievement of the 12<sup>th</sup> Malaysia Plan (12MP) which has been aligned to the SDG.*

*Sustainable Development Goals (SDGs) Indicators, Malaysia, 2021 can be downloaded for free at the Department of Statistics Malaysia portal ([www.dosm.gov.my](http://www.dosm.gov.my)).*

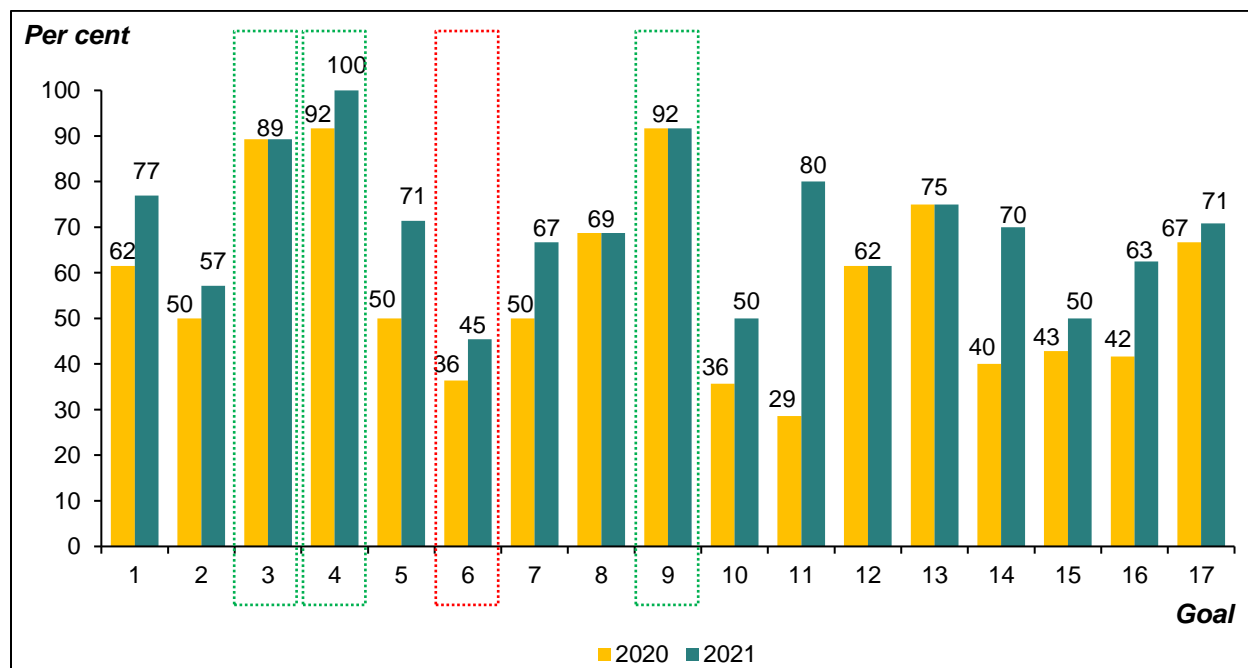
*The Department of Statistics Malaysia (DOSM) is conducting the Household Income, Expenditure and Basic Amenities Survey (HIES/BA) 2022 from 1st January 2022 until 31st December 2022. DOSM greatly appreciates the cooperation given by selected respondents by sharing their information with DOSM and making the survey a success. Please visit [www.dosm.gov.my](http://www.dosm.gov.my) for more information.*

*DOSM also released economic and social statistics, namely PocketStats which contain quarterly and annual statistics that can be obtained from the DOSM portal or via the link [https://bit.ly/PocketStats\\_2022](https://bit.ly/PocketStats_2022).*

**Chart 1: Percentage of availability of SDG Indicators, Malaysia, 2018-2021**



**Chart 2: Percentage of availability of SDG Indicators by Goal, Malaysia, 2020-2021**



## Exhibit 1: Infographic of the SDG Indicators Achievement by 5 focus area (5P), Malaysia, 2021



### ACHIEVEMENT OF SELECTED SDG INDICATORS BY FOCUS AREA

#### PEOPLE



Note: The rates are per 100,000 population

Source: Royal Malaysia Police

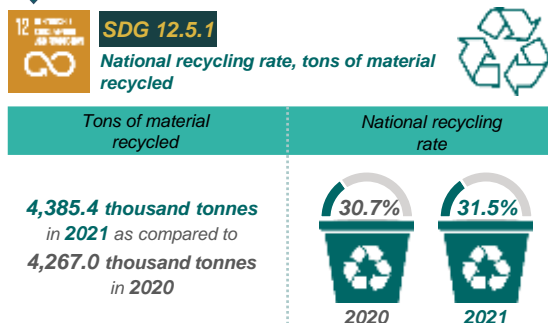
#### PROSPERITY



Notes:  
1. \* Estimates  
2. P Preliminary

Source: Annual National Accounts Gross Domestic Product (GDP), Department of Statistics Malaysia

#### PLANET



Note: Data refers to National Recycling Rate Determination Committee


Sources:  
i. Ministry of Housing and Local Government  
ii. National Solid Waste Management Department

#### PEACE

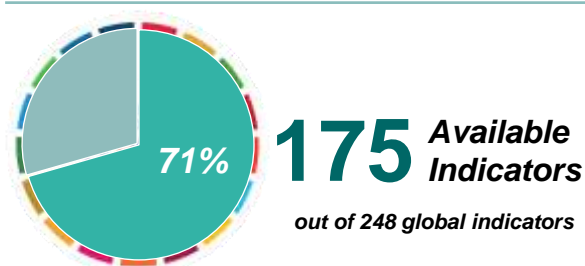


Source: Royal Malaysia Police

#### PARTNERSHIP

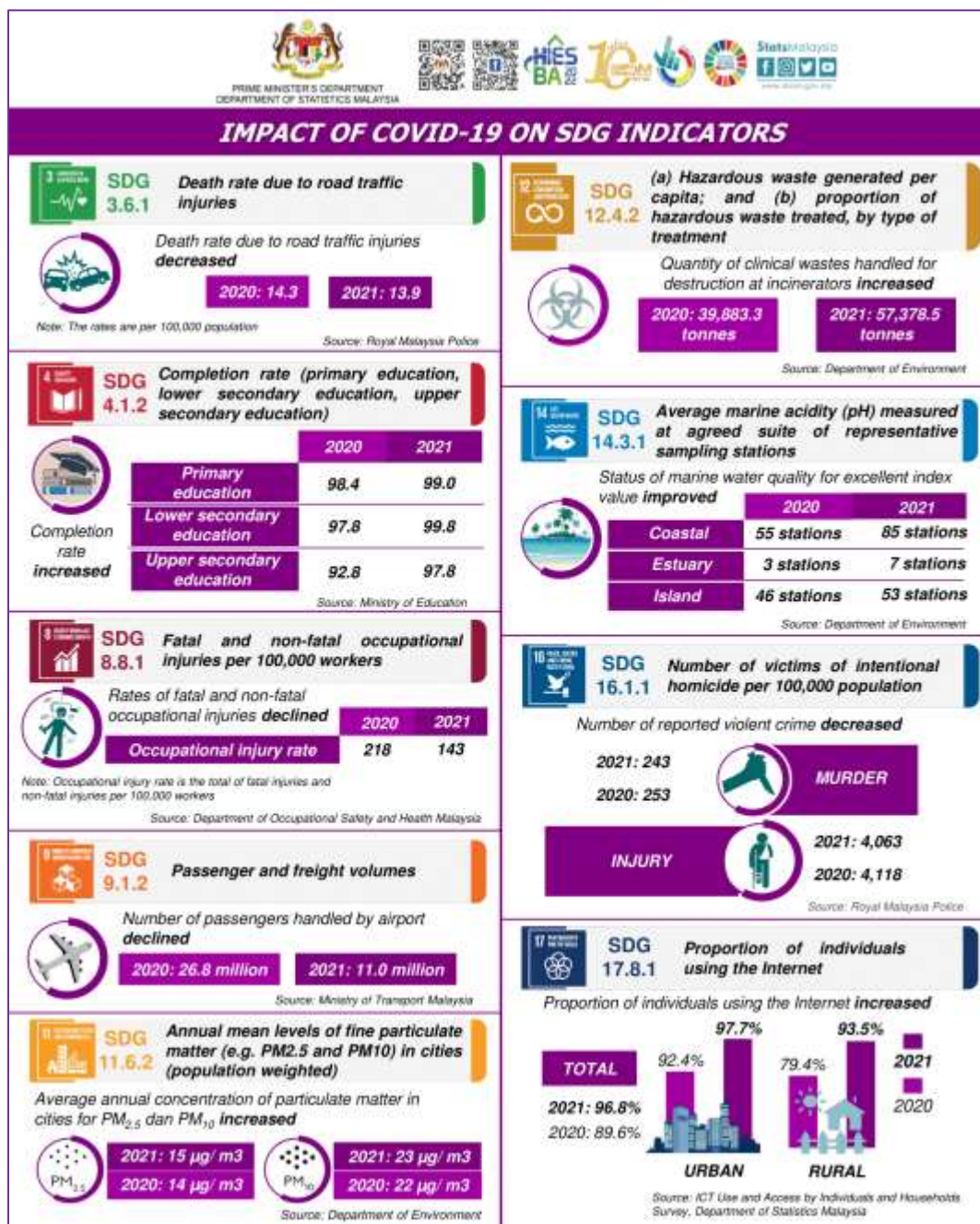


Source: ICT Use and Access by Individuals and Households Survey, Department of Statistics Malaysia



Source: Sustainable Development Goals (SDG) Indicators, Malaysia, 2021  
Department of statistics Malaysia (DOSM)

## Exhibit 2: Infographic of the Impact Of COVID-19 On SDG Indicators, Malaysia, 2021



Released by:

CHIEF STATISTICIAN MALAYSIA OFFICE  
DEPARTMENT OF STATISTICS MALAYSIA  
7<sup>th</sup> DECEMBER 2022