



# MEDIA STATEMENT

MINISTRY OF ECONOMY  
DEPARTMENT OF STATISTICS MALAYSIA

Block C6 & C7, Complex C,  
Federal Government Administrative Centre, Precinct 1,  
62514 Federal Territory of Putrajaya  
Telephone : 03 - 8090 4681

## MANUFACTURING INDUSTRY CAPACITY UTILISATION STATISTICS THIRD QUARTER 2024

**The Manufacturing industry achieved 82.4 per cent capacity utilisation rate in the third quarter of 2024**

**PUTRAJAYA, NOVEMBER 20, 2024** – The Manufacturing industry achieved 82.4 per cent capacity utilisation in the third quarter of 2024. The Department of Statistics, Malaysia (DOSM) reported today in the release of **Manufacturing Industry Capacity Utilisation Statistics, Malaysia, Third Quarter 2024**.

Commenting on the report, Dato' Sri Dr. Mohd Uzir Mahidin, the Chief Statistician said, "The capacity utilisation of the Manufacturing industry in the third quarter of 2024 was 82.4 per cent, increased by 3.0 percentage points compared to the same quarter of the preceding year (Q3 2023: 79.4%). Three (3) sub-sectors that posted with the highest rate capacity utilisation in this quarter, recorded by the Transport equipment and other manufacturers at 84.1 per cent; followed by Non-metallic mineral products, basic metal and fabricated metal products (83.6%); and Textiles, wearing apparel, leather and footwear (83.0%). In comparison with the previous quarter, the capacity utilisation of the Manufacturing industry rose by 0.3 percentage point (Q2 2024: 82.1%)."

The capacity utilisation rate increased and above 80 per cent throughout the third quarter of 2024. In July 2024, the Manufacturing industry operated at 82.2 per cent (July 2023: 78.6%), increased 3.6 percentage points compared to the previous year, while August 2024 registered 82.8 per cent (August 2023: 79.6%), increased 3.2 percentage points; and 82.3 per cent in September 2024 (September 2023: 80.1%), increased 2.2 percentage points. Even so, factors such as low demand; insufficient supply of materials; and the repair & maintenance of machinery & equipment remained as the main constraints to achieve full capacity utilisation.

The Chief Statistician added, “The capacity utilisation in the export-oriented industries increased by 3.4 percentage points to 81.8 per cent (Q3 2023: 78.4%). The rise was mainly attributable to the increase of capacity utilisation rate in the Manufacture of computer, electronics and optical products industry (81.3%) by 2.3 percentage points; as well as 2.2 percentage points increase in the Manufacture of chemical and chemical products (84.4%) industry. However, two industries recorded the capacity utilisation below 80 per cent namely Manufacture of vegetable and animal oils and fats (79.4%); and Manufacture of wood and products of wood and cork, except furniture, manufacture of articles of straw and plaiting materials (76.6%). In comparison with the previous quarter, the capacity utilisation rate of the export-oriented industries also rose by 0.5 percentage points from 81.3 per cent recorded in second quarter of 2024.

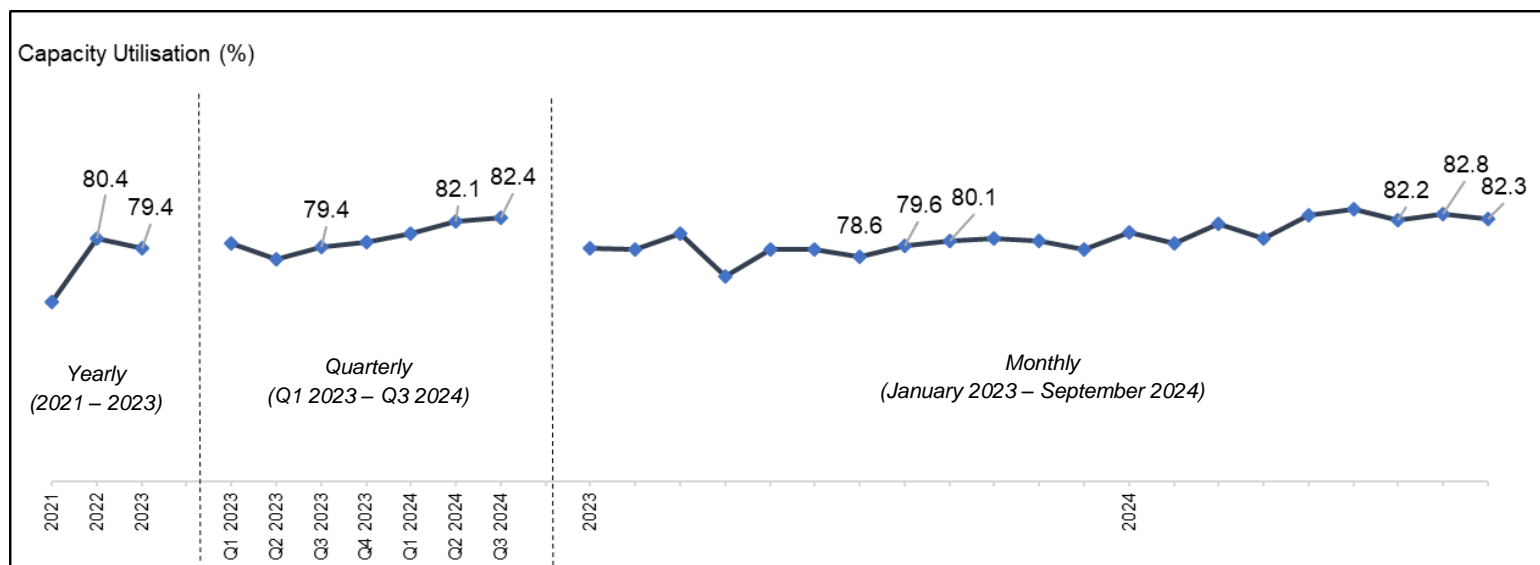
In the meantime, the capacity utilisation in the domestic-oriented industries also expanded by 2.1 percentage points to 83.8 per cent. The expansion was primarily influenced by the Manufacture of fabricated metal products, except machinery & equipment (84.4%); and the Manufacture of processed food products (84.9%) industries, which increased by 2.7 percentage points and 1.7 percentage points, respectively. Conversely, the lowest capacity utilisation rate was posted by the Manufacture of paper and paper products industry at 78.4 per cent. As compared to the second quarter of 2024, the capacity utilisation in the domestic-oriented industries also went up by 0.1 percentage points from 83.7 per cent.”

The Manufacturing industry capacity utilisation rate that surpassed the national rate in the third quarter of 2024 recorded for seven states, namely WP Labuan (96.7%), Terengganu (85.8%), Negeri Sembilan (85.7%), Selangor (85.3%), Pahang (85.3%), Melaka (85.2%), and Johor (84.4%). The lowest capacity utilisation rate posted by Perlis at 67.5 per cent with 1.7 percentage points decline as compared to the same quarter last year.

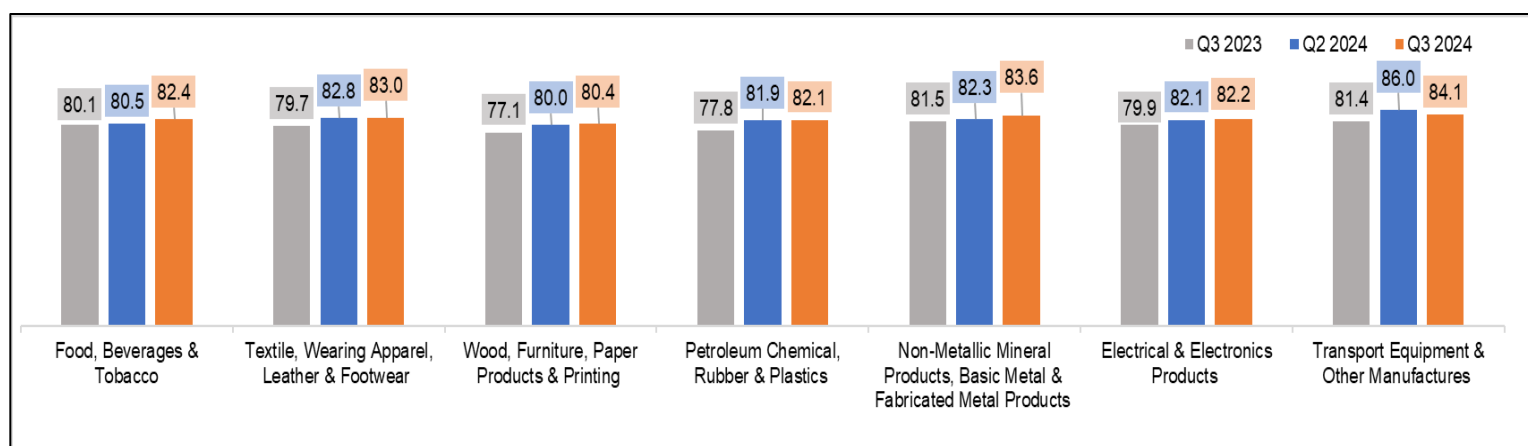
The Department of Statistics Malaysia (DOSM) has launched OpenDOSM NextGen as a medium that provides data catalogue and visualisations to facilitate users' analysis and can be accessed through <https://open.dosm.gov.my>.

The Government of Malaysia has declared National Statistics Day (MyStats Day) on October 20th. MyStats Day theme is “Statistics is the Essence of Life”. DOSM commemorates its 75th Diamond Jubilee in 2024.

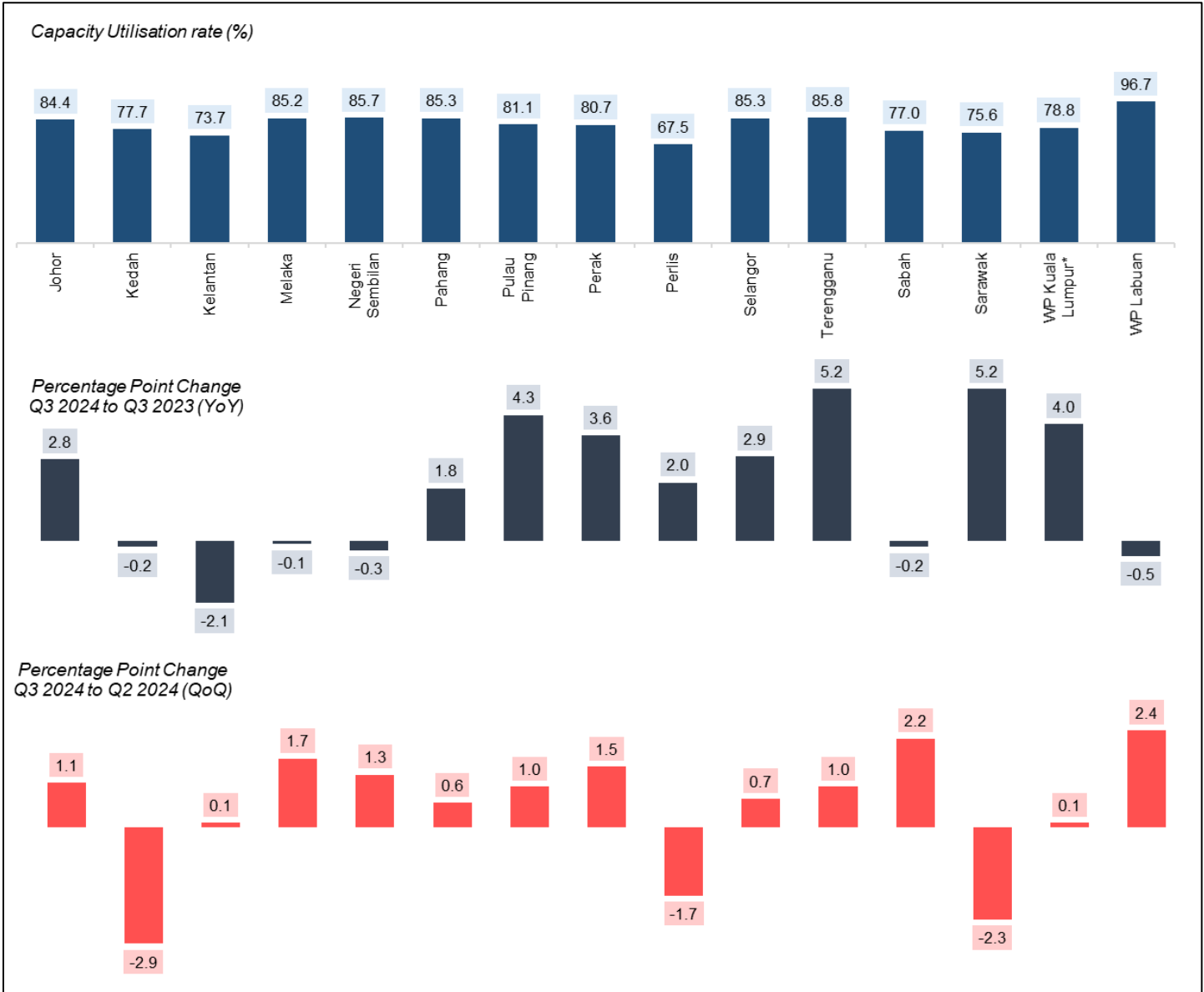
**Chart 1: Manufacturing Industry Capacity Utilisation –  
Yearly, Quarterly and Monthly**



**Chart 2: Manufacturing Industry Capacity Utilisation by Sub-sector,  
Q3 2024 as against Q3 2023 and Q2 2024**

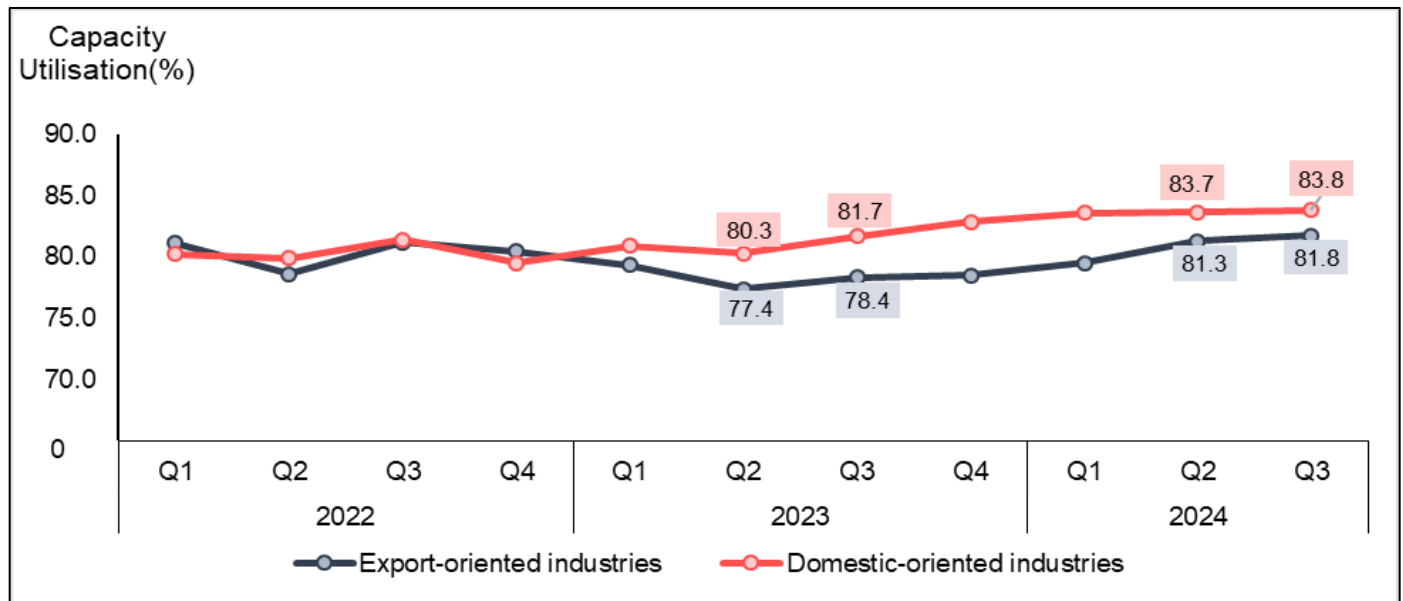


**Chart 3: Manufacturing Industry Capacity Utilisation by State, Q3 2024**



Note: \* includes WP Putrajaya

**Chart 4: Manufacturing Industry Capacity Utilisation of the  
Export-oriented and Domestic-oriented Industries, Q1 2022 – Q3 2024**



Released by:

**THE OFFICE OF CHIEF STATISTICIAN MALAYSIA  
DEPARTMENT OF STATISTICS MALAYSIA  
20 NOVEMBER 2024**