



MEDIA STATEMENT

MINISTRY OF ECONOMY
DEPARTMENT OF STATISTICS MALAYSIA

Block C6 & C7, Complex C,
Federal Government Administrative Centre, Precinct 1,
62514 Federal Territory of Putrajaya
Telephone : 03 - 8090 4681

MANUFACTURING INDUSTRY CAPACITY UTILISATION STATISTICS SECOND QUARTER 2024

The Manufacturing industry operated at a capacity utilisation of 82.1 per cent in the second quarter of 2024

PUTRAJAYA, AUGUST 21, 2024 – The Manufacturing industry operated at a capacity utilisation of 82.1 per cent in the second quarter of 2024. The Department of Statistics, Malaysia (DOSM) reported today in the release of **Manufacturing Industry Capacity Utilisation Statistics, Malaysia, Second Quarter 2024**.

Commenting on the report, Dato' Sri Dr. Mohd Uzir Mahidin, the Chief Statistician said, "The capacity utilisation of the Manufacturing industry was 82.1 per cent in the second quarter of 2024, which increased by 3.8 percentage points compared to the same quarter of the preceding year (Q2 2023: 78.3%). In this quarter, all sub-sectors posted capacity utilisation above 80 per cent, with the highest rate recorded by the Transport equipment and other manufacturers sub-sector at 86.0 per cent; followed by Textiles, wearing apparel, leather and footwear (82.8%); and Non-metallic mineral products, basic metal and fabricated metal products (82.3%). In comparison with the previous quarter, the capacity utilisation of the Manufacturing industry rose by 1.3 percentage points (Q1 2024: 80.8%). The higher capacity utilisation rate was also reflected in the expansion of the Industrial Production Index for the Manufacturing industry by 4.9 per cent as compared to a year ago."

The year-on-year increase in capacity utilisation was recorded throughout the second quarter of 2024, which was April (80.3%; +3.8 percentage points), May (82.7%; +3.5 percentage points) and June (83.2%; +4.0 percentage points) with May and June posted the highest rate since January 2023. In addition, factors such as low demand; insufficient supply of materials; and the repair & maintenance of machinery & equipment

remained as the main cause of the under-utilisation of capacity in the Manufacturing industry.

The Chief Statistician added, “The capacity utilisation in the export-oriented industries increased by 3.9 percentage points to 81.3 per cent (Q2 2023: 77.4%). The Manufacture of machinery and equipment n.e.c. registered the highest rate at 88.5 per cent, followed by the Manufacture of furniture (85.8%). However, two industries recorded the capacity utilisation below 80 per cent namely Manufacture of vegetable and animal oils and fats (75.4%); and Manufacture of wood and products of wood and cork, except furniture; manufacture of articles of straw and plaiting materials (74.8%). In comparison with the previous quarter, the capacity utilisation rate of the export-oriented industries rose by 1.8 percentage points from 79.5 per cent.

In the meantime, the capacity utilisation in the domestic-oriented industries also expanded by 3.4 percentage points to 83.7 per cent. Three industries in this segment posted a capacity utilisation rate above 85 per cent, namely the Manufacture of tobacco products (94.7%); the Manufacture of motor vehicles, trailers and semi-trailers (88.3%); and the Manufacture of basic pharmaceutical, medicinal chemical and botanical products (85.6%). Conversely, the lowest capacity utilisation rate was posted by the Manufacture of paper and paper products industry with 77.1 per cent. As compared to the first quarter of 2024, the capacity utilisation in the domestic-oriented industries went up by 0.1 percentage points from 83.6 per cent.”

The Manufacturing industry capacity utilisation for seven states surpassed the national rate in the second quarter of 2024, namely WP Labuan (94.3%), Terengganu (84.8%), Pahang (84.7%), Selangor (84.6%), Negeri Sembilan (84.4%), Melaka (83.5%), and Johor (83.3%). Nearly all states registered a year-on-year increase in the capacity utilisation rate, except for Terengganu and Kelantan.

The Department of Statistics Malaysia (DOSM) has launched OpenDOSM NextGen as a medium that provides data catalogue and visualisations to facilitate users' analysis and can be accessed through <https://open.dosm.gov.my>.

DOSM is conducting the Agriculture Census 2024. Please visit <https://www.myagricensus.gov.my/> for more information. The theme is “Agriculture Census, Key to Agricultural Development.”

The Government of Malaysia has declared National Statistics Day (MyStats Day) on October 20th each year. MyStats Day theme is “Statistics is the Essence of Life”. DOSM commemorates its 75th Diamond Jubilee in 2024.

Chart 1: Manufacturing Industry Capacity Utilisation – Yearly, Quarterly and Monthly

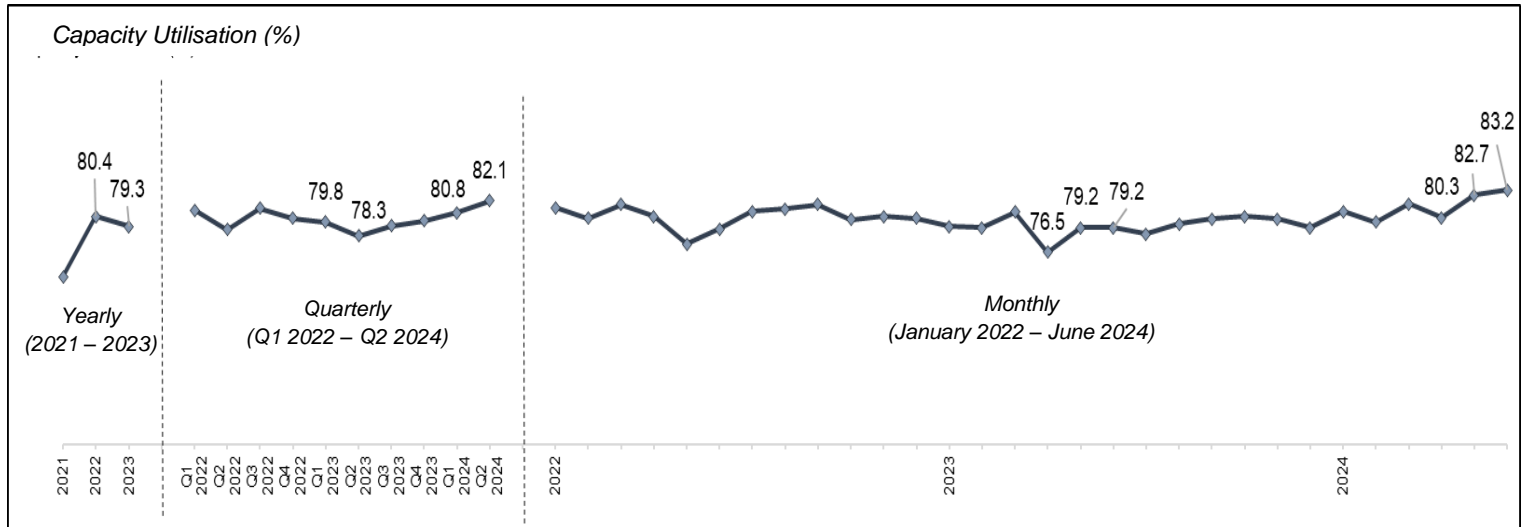


Chart 2: Manufacturing Industry Capacity Utilisation by Sub-sector, Q2 2024 as against Q2 2023 and Q1 2024

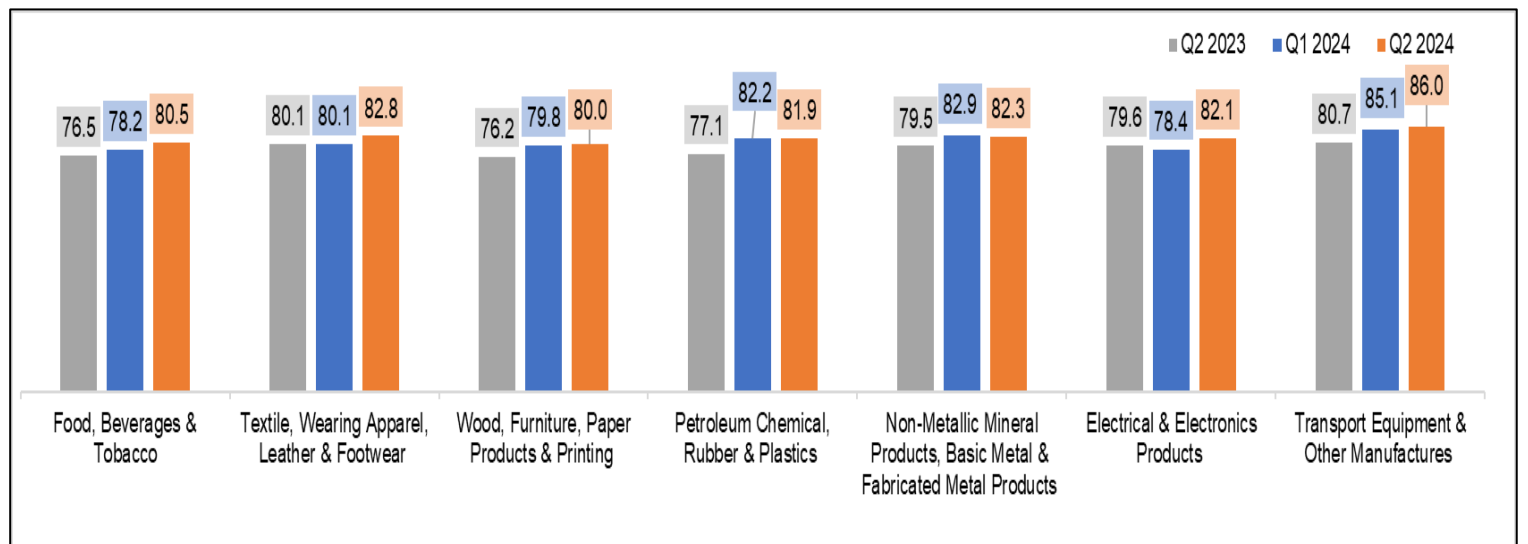
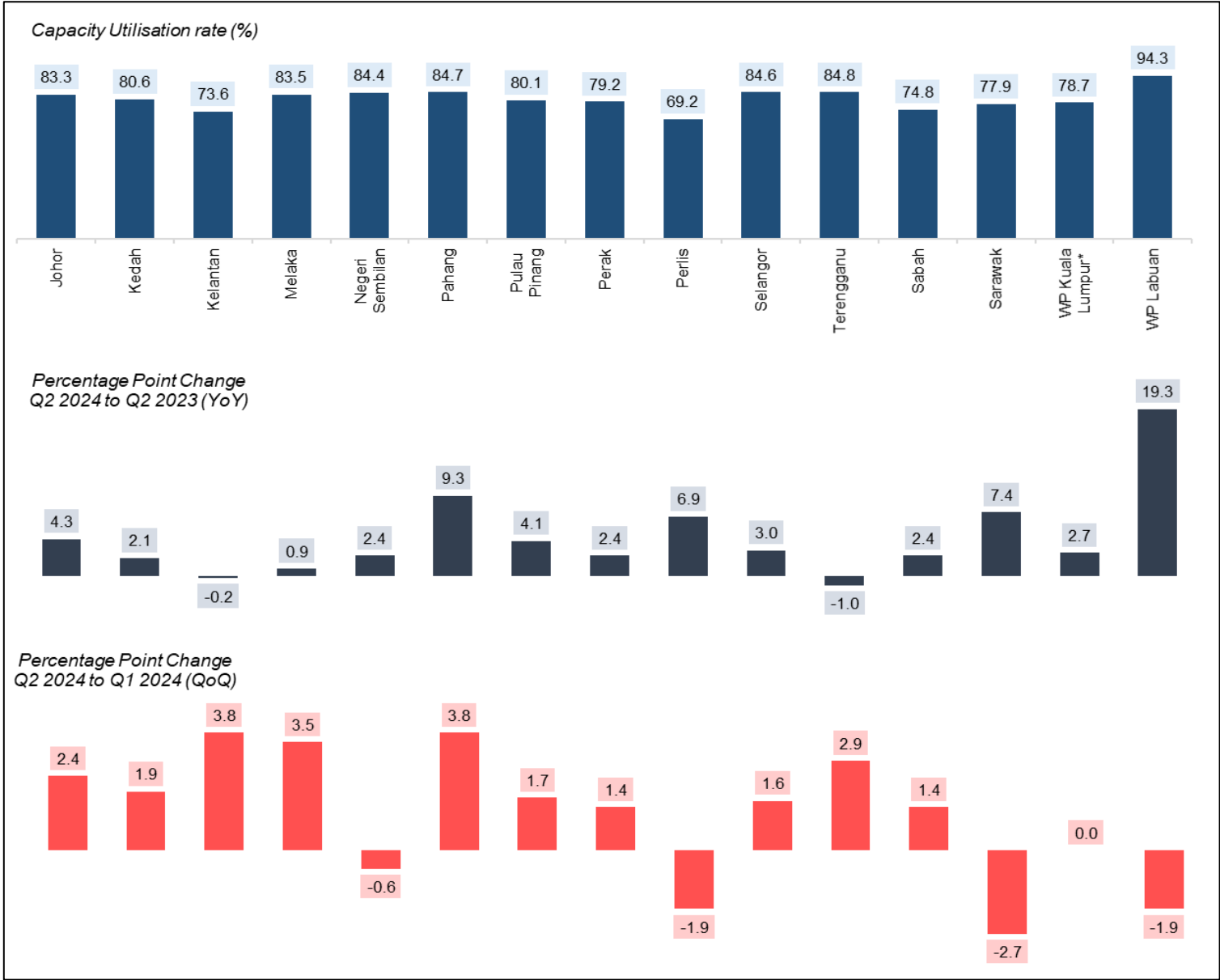
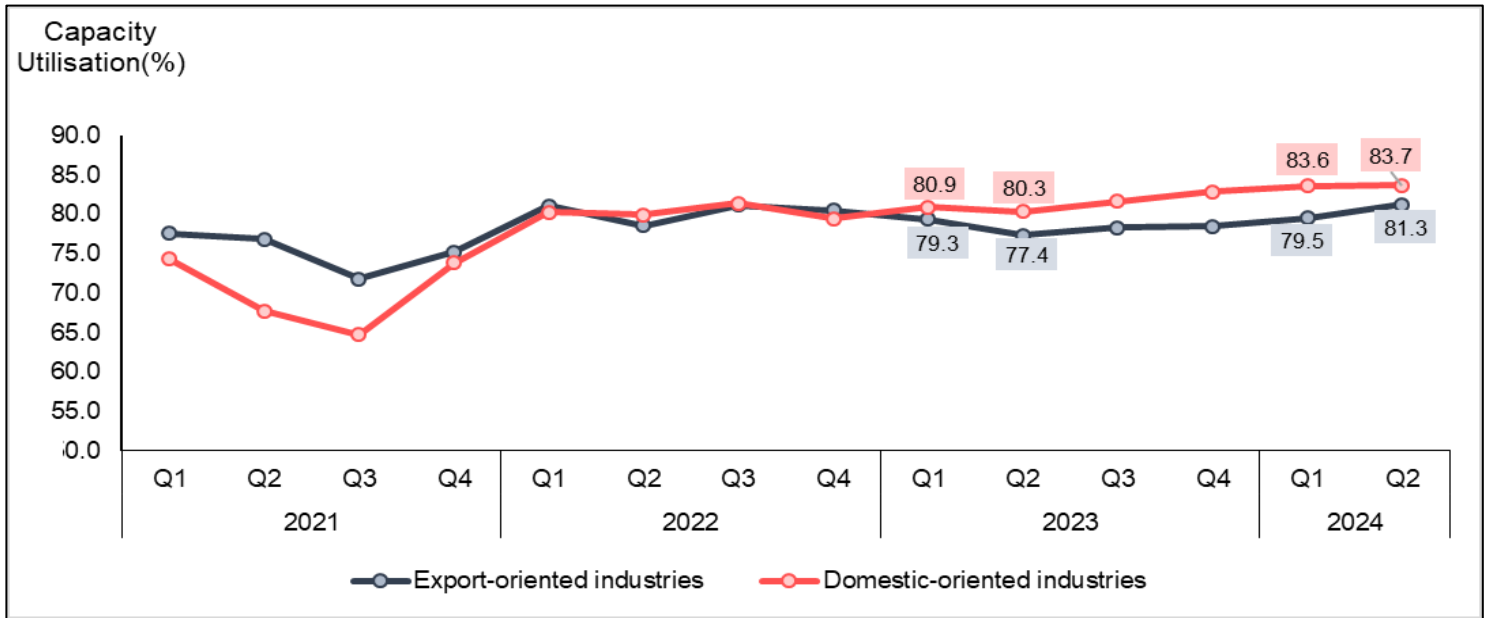


Chart 3: Manufacturing Industry Capacity Utilisation by State, Q2 2024



*Note: * includes WP Putrajaya*

Chart 4: Manufacturing Industry Capacity Utilisation of the Export-oriented and Domestic-oriented Industries, Q1 2021 – Q2 2024



Released by:

**THE OFFICE OF CHIEF STATISTICIAN MALAYSIA
DEPARTMENT OF STATISTICS MALAYSIA
21 AUGUST 2024**