

**Embargo: Only to be published or disseminated at 1200 hour, Tuesday, August 13<sup>th</sup> 2024**



## **MEDIA STATEMENT**

**MINISTRY OF ECONOMY  
DEPARTMENT OF STATISTICS MALAYSIA**

Block C6 & C7, Complex C,  
Federal Government Administrative Centre, Precinct 1,  
62514 Federal Territory of Putrajaya  
Telephone : 03 - 8090 4681

### **DEMOGRAPHIC STATISTICS MALAYSIA, SECOND QUARTER 2024**

---

#### **LIVE BIRTHS DECREASED 10.2 PER CENT WITH MOTHERS AGED 30-39 YEARS RECORDED THE HIGHEST LIVE BIRTHS**

**PUTRAJAYA, 13<sup>th</sup> AUGUST 2024** - Department of Statistics, Malaysia has released the report on Demographic Statistics that presents statistics of live births, deaths and population in the second quarter 2024.

In a statement today, Chief Statistician Malaysia, Dato' Sri Dr. Mohd Uzir Mahidin said, "The number of live births recorded a decrease of 10.2 per cent (100,732 births) as compared to 112,197 births in the second quarter 2023. Male babies outnumbered female babies with 51,759 births as compared to 48,973 births. Sex ratio of live births was 106 males per 100 females. Selangor recorded the highest live births of 19,320 (19.2%) while Wilayah Persekutuan Labuan recorded the lowest at 324 births (0.3%). Mothers aged 30-39 years recorded the highest live births of 51,740 (51.4%) in this quarter followed by mothers aged 20-29 years (41.5%), 40 years and over (5.4%) and less than 20 years (1.8%). On average, one baby was born per minute, 47 babies per hour and 1,119 babies per day in the second quarter 2024".

Malay accounted 67.4 per cent (67,859 live births) of the total live births in the second quarter 2024 (Q2 2023: 67.1%). Live births for Chinese and Indians decreased to 9.7 per cent and 3.7 per cent, respectively, as compared to 9.9 per cent and 4.4 per cent in the second quarter 2023. Meanwhile, Other Bumiputera increased to 12.9 per cent (Q2 2023: 12.5%). Other Bumiputera consists of Bumiputera Sabah, Bumiputera Sarawak and other Bumiputera Peninsular Malaysia. Bumiputera Sabah contributed 57.2 per cent of Other Bumiputera which comprised Kadazan/ Dusun (33.8%), Bajau (30.6%), Murut (6.4%) and other Sabah Bumiputera (29.2%). Meanwhile, Bumiputera Sarawak (32.5%) comprised Iban (59.3%), Bidayuh (16.7%), Melanau (10.7%) and other Sarawak Bumiputera (13.3%).

Commenting further, a total of 48,460 deaths were recorded in the second quarter 2024, decreased 5.4 per cent as compared to the second quarter 2023 (51,234 deaths). The number of deaths recorded for males were 27,510, while 20,950 deaths for females. Sex ratio of deaths was 131 males per 100 females. In the same period, Selangor recorded the highest number of deaths with 7,459 deaths (15.4%), while Wilayah Persekutuan Putrajaya recorded the lowest with 65 deaths (0.1%). Age group 60 years and over recorded the highest number of deaths at 34,043 deaths (70.2%), followed by age 41-59 years (20.0%), age 15-40 years (7.6%) and age 0-14 years (2.1%). On average, one death was recorded in two minutes, 22 deaths per hour and 538 deaths per day in the second quarter 2024.

In the second quarter 2024, Malay registered 52.7 per cent (25,540 deaths) of total number of deaths (Q2 2023: 52.8%). Deaths for Chinese and Indians decreased to 26.0 per cent and 8.1 per cent, respectively as compared to 26.1 per cent and 8.2 per cent in the second quarter 2023. Meanwhile, Other Bumiputera increased to 10.5 per cent as compared to 10.2 per cent in the same period. Bumiputera Sabah contributed 51.6 per cent of Other Bumiputera which comprised Kadazan/ Dusun (38.7%), Bajau (26.9%), Murut (5.7%) and other Sabah Bumiputera (28.7%). Meanwhile, Bumiputera Sarawak (42.1%) comprised Iban (60.4%), Bidayuh (15.3%), Melanau (14.7%) and other Sarawak Bumiputera (9.6%).

*In addition, he also commented that, “Malaysia’s total population in the second quarter 2024 was estimated at 34.1 million as compared to 33.4 million in the second quarter 2023 with a growth of 1.9 per cent. The total population comprised 30.7 million (90.0%) Citizens and 3.4 million (10.0%) Non-citizens. Males population increased to 17.9 million from 17.5 million in the second quarter 2023 and females rose to 16.2 million from 15.9 million in the same period. The overall sex ratio of population was 111 males per 100 females while sex ratio for Citizens was 103 males per 100 females. Young age population (0-14 years old) remained unchanged at 7.6 million. Meanwhile, the composition of working age population (15-64 years) and old population (65 years and over) increased from 23.3 million and 2.5 million to 23.9 million and 2.6 million in the second quarter 2024, respectively”.*

*Malay accounted 58.1 per cent (17.8 million) of the population in the second quarter 2024 (Q2 2023: 17.6 million). Chinese and Indians decreased at 22.4 per cent and 6.5 per cent, respectively as compared to 22.6 per cent and 6.6 per cent, while Other Bumiputera increased to 12.3 per cent as compared to 12.2 per cent in the same period. Bumiputera Sabah contributed 56.6 per cent of Other Bumiputera which consist Kadazan/ Dusun (31.7%), Bajau (26.5%), Murut (5.1%) and other Sabah Bumiputera (36.7%). Meanwhile, Bumiputera Sarawak (32.4%) comprised Iban (59.1%), Bidayuh (17.1%), Melanau (10.6%) and other Sarawak Bumiputera (13.2%).*

*The Department of Statistics Malaysia (DOSM) has launched OpenDOSM NextGen as a medium that provides data catalogue and visualisations to facilitate users' analysis and can be accessed through <https://open.dosm.gov.my>.*

*DOSM is conducting the Agriculture Census 2024. Please visit <https://www.myagricensus.gov.my/> for more information. The theme is “Agriculture Census, Key to Agricultural Development.”*

*The Government of Malaysia has declared National Statistics Day (MyStats Day) on October 20th each year. MyStats Day theme is “Statistics is the Essence of Life”. DOSM commemorates its 75th Diamond Jubilee in 2024.*

Chart 1: Live births and deaths (number and rate) by quarterly, 2010-2024<sup>p</sup>, Malaysia

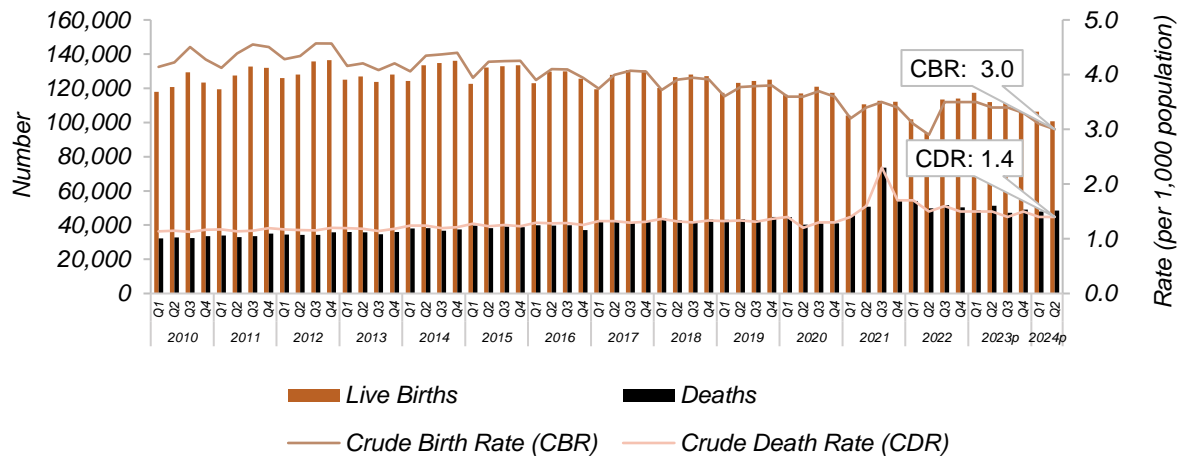


Table 1: Demographic statistics for second quarter, 2023 and 2024, Malaysia

Year	Total		Male		Female	
	Q2 2023	Q2 2024	Q2 2023	Q2 2024	Q2 2023	Q2 2024
Population (million)	33.4	34.1	17.5	17.9	15.9	16.2
Live births	112,197	100,732	58,051	51,759	54,146	48,973
Deaths	51,234	48,460	29,078	27,510	22,156	20,950

Chart 2: Citizens by ethnic group, second quarter 2023 and 2024, Malaysia

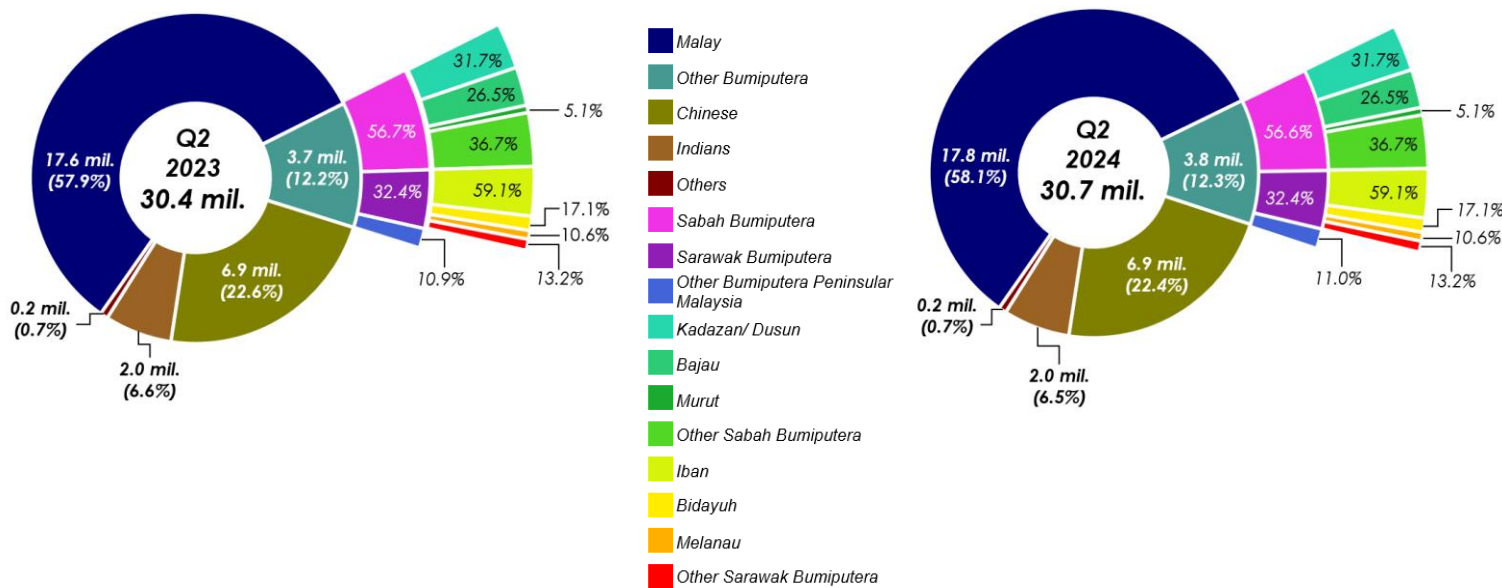


Chart 3: Live births by ethnic group, second quarter 2023 and 2024, Malaysia

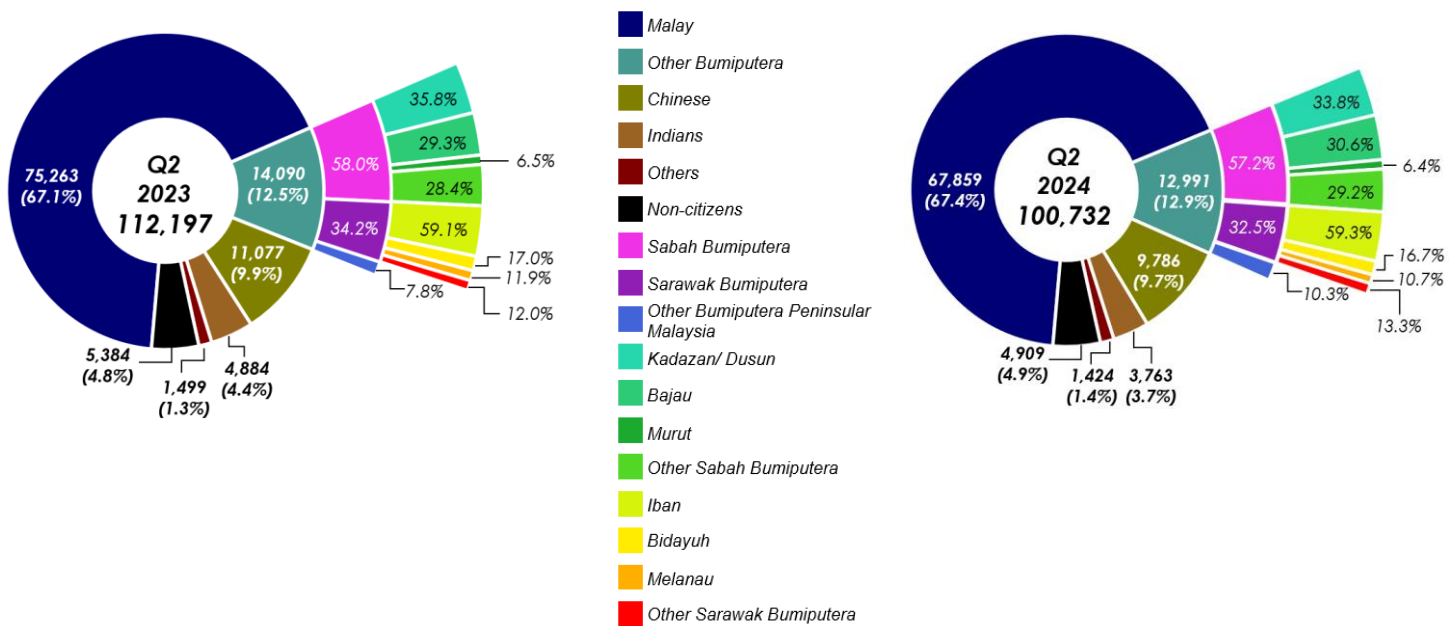


Chart 4: Deaths by ethnic group, second quarter 2023 and 2024, Malaysia

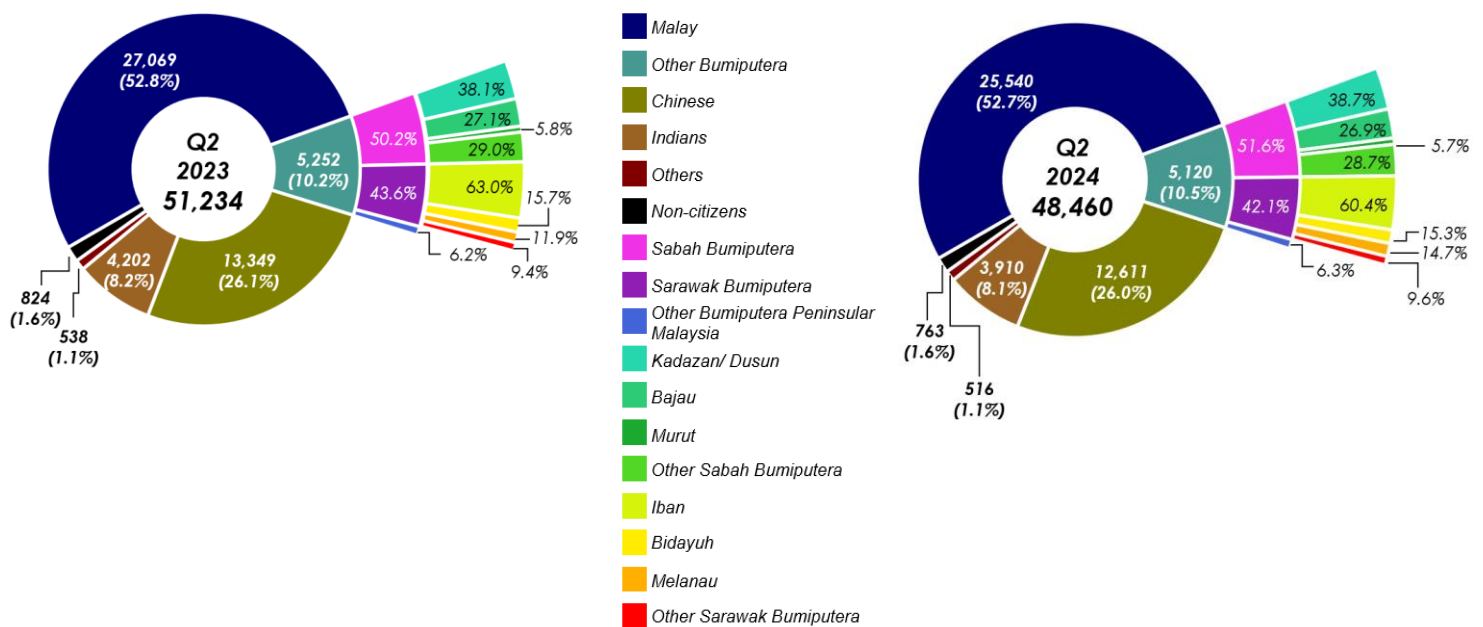
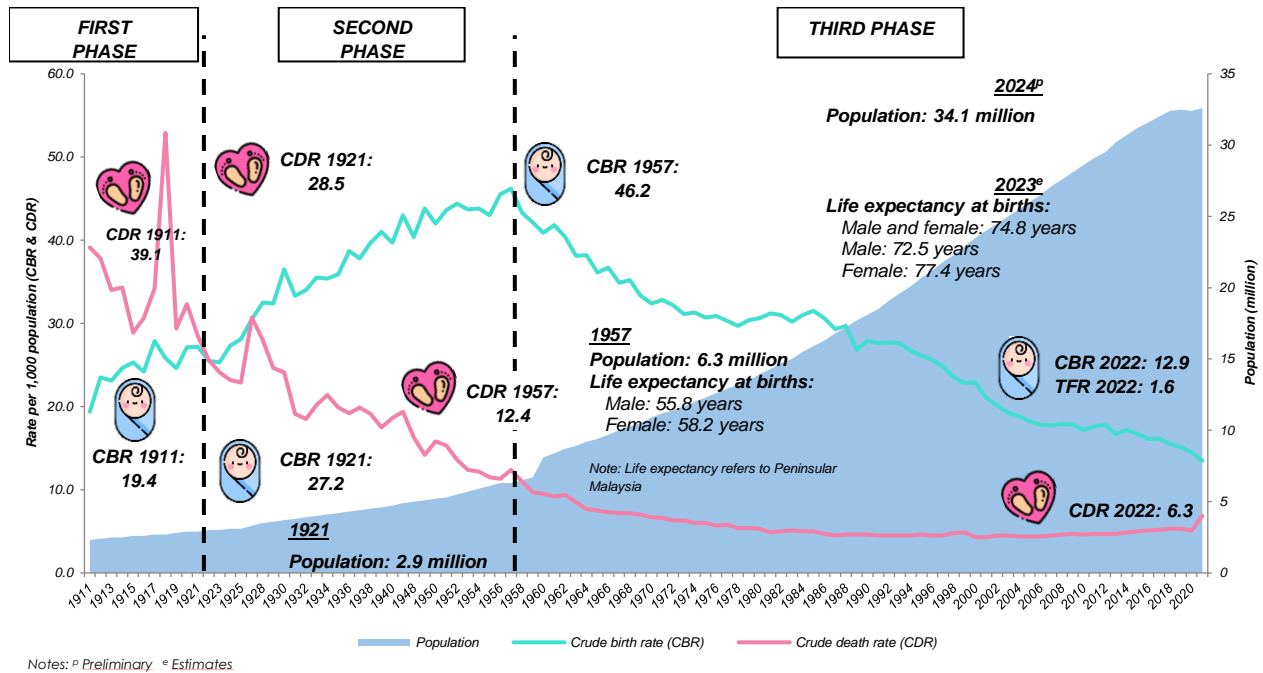


Chart 5: Demographic transition, Malaysia, 1911-2022



Released by:

**THE OFFICE OF CHIEF STATISTICIAN MALAYSIA**

**DEPARTMENT OF STATISTICS MALAYSIA**

**13<sup>th</sup> AUGUST 2024**